CVoter Poll

COVID 19 Tracker 2020

09 July 2020

TEAM CVOTER

CVoter Tracking Poll

#COVID 19 Tracker 2020

How strongly do you agree or disagree with the following statements? I am afraid that either myself or someone in my family may actually catch the Coronavirus

Date	Strongly Agree	Agree	Disagree	Strongly disagree	DK/CS	Total	Total : Agree	Total : Disagree	Nett. Agree	Sample
07/08/2020	35.2	18.5	11.2	27.1	8.0	100%	53.7	38.3	15.4	2334

How strongly do you agree or disagree with the following statements? I think the Indian government is handling the Coronavirus well

Date	Strongly Agree	Agree	Disagree	Strongly disagree	DK/CS	Total	Total : Agree	Total : Disagree	Nett. Agree
07/08/2020	57.9	21.2	5.4	9.5	6.0	100%	79.1	14.9	64.2

How strongly do you agree or disagree with the following statements? I believe the threat from the Coronavirus is exaggerated

Date	Strongly Agree	Agree	Disagree	Strongly disagree	DK/CS	Total	Total : Agree	Total : Disagree	Nett. Agree
07/08/2020	27.6	17.1	14.1	29.3	11.9	100%	44.7	43.4	1.3

How many days of Ration/ medicine etc. or money for ration/medicine etc. is available for your family in your house?

Date	Less than a week	For a week	For two weeks	For three weeks	For a month	For more than a month	Don't know/Can't say	Total	Total : Less than 3 weeks	Total : More than 3 weeks	Nett. Preparedness
07/08/2020	10.2	18.0	13.8	3.9	27.9	21.6	4.6	100%	42.0	53.4	11.4

Have you seen flu like symptoms like high fever, cold, dry cough or similar symptoms in any family member (within your own household) or in your neighbourhood (people who you normally meet in your day-today life)?

Date	Yes, myself	Yes, in my household	Yes, in my neighborhood	Total
07/08/2020	0.280	0.131	1.034	1.445

If yes, which of the symptoms like high fever, cold, dry cough etc are there?

Date	Yes, High Fever	Yes, Tiredness	Yes, Dry Cough	Yes, Difficulty in breathing	Yes, Cold, nasal congestion, Running nose	Yes, Body pain	Yes, Soar Throat / Pain in throat	Total
07/08/2020	0.682	0.641	0.547	0.360	0.478	0.222	0.308	3.152

Number of symptoms applicable

Date	1	2	3	4	5	6	7	Total
07/08/2020	0.301	0.240	0.254	0.077	0.223	0.021	0.021	1.137

Which of the following is applicable for you or the main wage earner of your family since the lockdown has been implemented?

Date	Work from home with same salary/ income is same	Work from home with salary cut/ income has decreased	Completely laid off/out of work	Was working full-time previously but doing part-time work now	Leave without pay/ work is halted, no income	Working under regulations of government & employer	Not working from home but getting full salary	Not working from home but getting deducted salary	Not applicable	Don't know/Can't say	Total
06/23/2020	8.15	8.28	23.97	3.23	7.59	27.72	2.60	2.32	13.80	2.34	100%

Which of the following is applicable for you or the main wage earner of your family since the lockdown has been eased?

Date	Still working from home with same salary/ income is same	Still working from home with salary cut/ income has decreased	Completely laid off/out of work	Was working full-time previously but doing part-time work now	Leave without pay/ work is halted, no income	Working under regulations and safety measures & income/salary is same	Working under regulations and safety measures & income/salary has decreased	Working under regulations and safety measures & there is no income/salary	Not working from home but getting full salary	Not working from home but getting deducted salary	Not applicable	Don't know/Can't say	Total
07/08/2020	7.40	8.12	22.39	3.29	6.67	26.63	5.36	0.90	2.50	2.19	12.33	2.24	100%

Has anyone in your family or surroundings been infected from Corona Virus?

Date	Yes, but he has no health issues, he is doing well	Yes, he had health issues, but he is completely fine now	Yes, he has health issues & he is quarantined at home	Yes, he has health issues & he is quarantined at the quarantine facility set up by the government	Yes, he has health issues and he is hospitalized	Yes, but he is no more	No, no one in my family or surroundings has Corona infection	Don't know/Can't say	Total
07/08/2020	1.31	1.54	0.62	0.40	2.01	0.50	91.94	1.68	100%

How strongly do you agree or disagree with the following statements? I am afraid that either myself or someone in my family may actually catch the Coronavirus

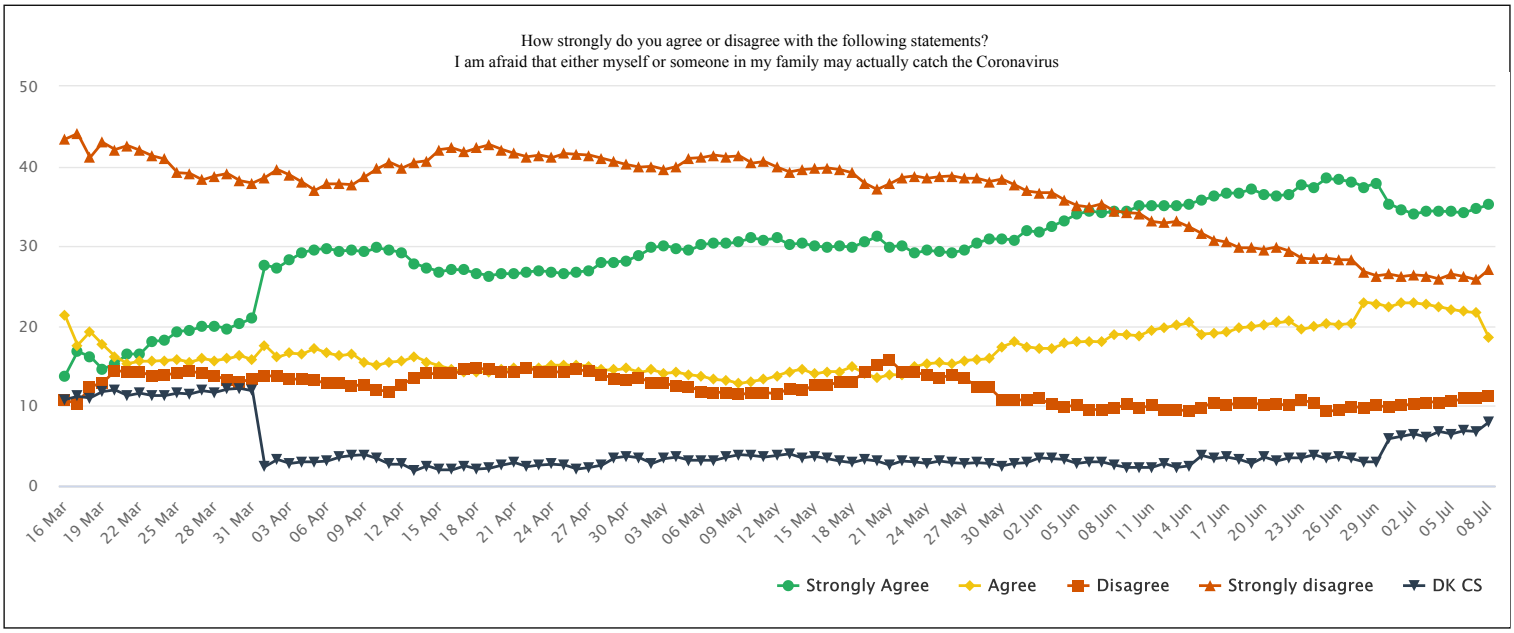

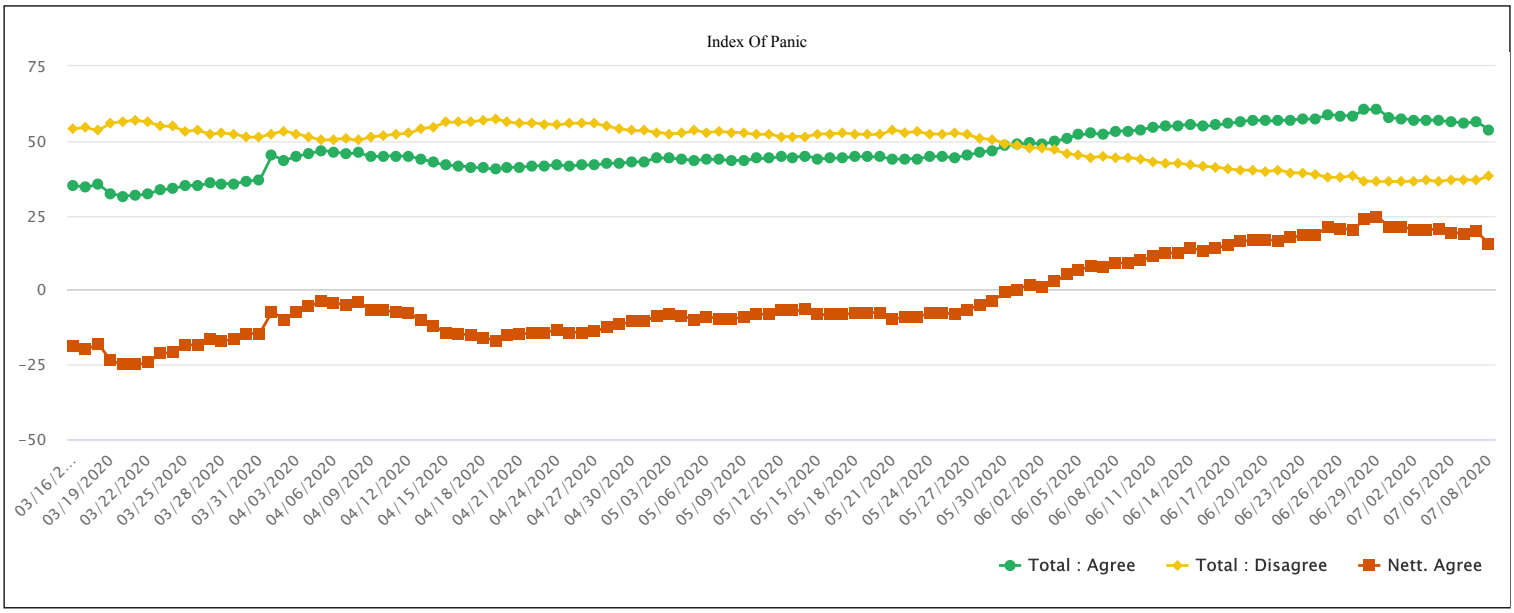

How strongly do you agree or disagree with the following statements? I am afraid that either myself or someone in my family may actually catch the Coronavirus

Date	Strongly Agree	Agree	Disagree	Strongly disagree	DK/CS	Total	Total : Agree	Total : Disagree	Nett. Agree	Sample
07/08/2020	35.2	18.5	11.2	27.1	8.0	100%	53.7	38.3	15.4	2334
07/07/2020	34.7	21.7	11.0	25.8	6.8	100%	56.4	36.8	19.6	2199
07/06/2020	34.2	21.8	10.9	26.2	6.9	100%	56.0	37.1	18.9	2164
07/05/2020	34.3	22.1	10.6	26.5	6.5	100%	56.4	37.1	19.3	2193
07/04/2020	34.4	22.4	10.5	25.9	6.8	100%	56.8	36.4	20.4	2272
07/03/2020	34.4	22.7	10.5	26.3	6.1	100%	57.1	36.8	20.3	2377
07/02/2020	34.0	22.9	10.2	26.4	6.5	100%	56.9	36.6	20.3	2498
07/01/2020	34.6	22.9	10.1	26.2	6.2	100%	57.5	36.3	21.2	2700
06/30/2020	35.3	22.4	9.9	26.5	5.9	100%	57.7	36.4	21.3	2867
06/29/2020	37.9	22.8	10.0	26.3	3.0	100%	60.7	36.3	24.4	2954
06/28/2020	37.4	23.0	9.8	26.8	3.0	100%	60.4	36.6	23.8	2995
06/27/2020	38.1	20.3	9.9	28.3	3.4	100%	58.4	38.2	20.2	3067
06/26/2020	38.3	20.2	9.5	28.3	3.7	100%	58.5	37.8	20.7	3011
06/25/2020	38.5	20.3	9.3	28.5	3.4	100%	58.8	37.8	21.0	2742
06/24/2020	37.4	19.9	10.4	28.4	3.9	100%	57.3	38.8	18.5	2879
06/23/2020	37.7	19.6	10.7	28.5	3.5	100%	57.3	39.2	18.1	3084
06/22/2020	36.5	20.6	10.0	29.4	3.5	100%	57.1	39.4	17.7	3333
06/21/2020	36.3	20.4	10.3	29.9	3.1	100%	56.7	40.2	16.5	3416
06/20/2020	36.5	20.2	10.1	29.6	3.6	100%	56.7	39.7	17.0	3430
06/19/2020	37.1	19.9	10.4	29.8	2.8	100%	57.0	40.2	16.8	3473
06/18/2020	36.7	19.8	10.4	29.8	3.3	100%	56.5	40.2	16.3	3457
06/17/2020	36.6	19.2	10.1	30.5	3.6	100%	55.8	40.6	15.2	3531
06/16/2020	36.2	19.1	10.5	30.8	3.4	100%	55.3	41.3	14.0	3446
06/15/2020	35.8	19.0	9.8	31.6	3.8	100%	54.8	41.4	13.4	3298
06/14/2020	35.3	20.4	9.4	32.4	2.5	100%	55.7	41.8	13.9	3231
06/13/2020	35.0	20.1	9.5	33.1	2.3	100%	55.1	42.6	12.5	3227
06/12/2020	35.0	19.8	9.5	32.9	2.8	100%	54.8	42.4	12.4	3186
06/11/2020	35.1	19.5	10.0	33.1	2.3	100%	54.6	43.1	11.5	3131
06/10/2020	35.0	18.8	9.8	34.1	2.3	100%	53.8	43.9	9.9	3177
06/09/2020	34.4	18.9	10.2	34.2	2.3	100%	53.3	44.4	8.9	3094
06/08/2020	34.3	19.0	9.7	34.4	2.6	100%	53.3	44.1	9.2	3022
06/07/2020	34.2	18.0	9.5	35.3	3.0	100%	52.2	44.8	7.4	2936
06/06/2020	34.4	18.1	9.6	34.9	3.0	100%	52.5	44.5	8.0	2917
06/05/2020	34.0	18.0	10.1	35.1	2.8	100%	52.0	45.2	6.8	2926
06/04/2020	33.2	17.8	9.9	35.8	3.3	100%	51.0	45.7	5.3	2829
06/03/2020	32.5	17.2	10.2	36.7	3.4	100%	49.7	46.9	2.8	2846
06/02/2020	31.7	17.2	10.9	36.7	3.5	100%	48.9	47.6	1.3	2708
06/01/2020	32.0	17.4	10.8	36.9	2.9	100%	49.4	47.7	1.7	2687
05/31/2020	30.8	18.0	10.7	37.7	2.8	100%	48.8	48.4	0.4	2796
05/30/2020	30.9	17.4	10.8	38.4	2.5	100%	48.3	49.2	-0.9	2810
05/29/2020	30.9	15.9	12.3	38.1	2.8	100%	46.8	50.4	-3.6	2898
05/28/2020	30.4	15.8	12.4	38.5	2.9	100%	46.2	50.9	-4.7	2908
05/27/2020	29.5	15.7	13.5	38.5	2.8	100%	45.2	52.0	-6.8	2943
05/26/2020	29.2	15.2	13.9	38.8	2.9	100%	44.4	52.7	-8.3	2893
05/25/2020	29.3	15.4	13.5	38.7	3.1	100%	44.7	52.2	-7.5	2956
05/24/2020	29.5	15.3	13.9	38.5	2.8	100%	44.8	52.4	-7.6	2939
05/23/2020	29.1	14.9	14.2	38.8	3.0	100%	44.0	53.0	-9.0	2993
05/22/2020	30.1	13.9	14.3	38.6	3.1	100%	44.0	52.9	-8.9	3097
05/21/2020	29.9	13.9	15.8	37.8	2.6	100%	43.8	53.6	-9.8	3056
05/20/2020	31.2	13.5	15.1	37.1	3.1	100%	44.7	52.2	-7.5	3098
05/19/2020	30.5	14.1	14.2	37.9	3.3	100%	44.6	52.1	-7.5	3059
05/18/2020	29.9	14.9	13.1	39.2	2.9	100%	44.8	52.3	-7.5	3262
05/17/2020	30.0	14.3	13.0	39.6	3.1	100%	44.3	52.6	-8.3	3318
05/16/2020	29.9	14.3	12.6	39.8	3.4	100%	44.2	52.4	-8.2	3488
05/15/2020	30.0	14.0	12.6	39.7	3.7	100%	44.0	52.3	-8.3	3757
05/14/2020	30.4	14.6	11.9	39.6	3.5	100%	45.0	51.5	-6.5	3828

Date	Strongly Agree	Agree	Disagree	Strongly disagree	DK/CS	Total	Total : Agree	Total : Disagree	Nett. Agree	Sample
05/13/2020	30.2	14.3	12.2	39.3	4.0	100%	44.5	51.5	-7.0	4001
05/12/2020	31.0	13.8	11.5	39.9	3.8	100%	44.8	51.4	-6.6	4095
05/11/2020	30.8	13.3	11.7	40.6	3.6	100%	44.1	52.3	-8.2	4049
05/10/2020	31.0	13.1	11.7	40.4	3.8	100%	44.1	52.1	-8.0	3997
05/09/2020	30.6	12.8	11.4	41.3	3.9	100%	43.4	52.7	-9.3	4237
05/08/2020	30.3	13.2	11.7	41.2	3.6	100%	43.5	52.9	-9.4	4388
05/07/2020	30.4	13.3	11.7	41.4	3.2	100%	43.7	53.1	-9.4	4437
05/06/2020	30.2	13.7	11.8	41.1	3.2	100%	43.9	52.9	-9.0	4517
05/05/2020	29.5	13.9	12.4	41.0	3.2	100%	43.4	53.4	-10.0	4715
05/04/2020	29.7	14.2	12.5	40.0	3.6	100%	43.9	52.5	-8.6	4952
05/03/2020	30.1	14.1	12.8	39.6	3.4	100%	44.2	52.4	-8.2	4580
05/02/2020	29.8	14.5	12.9	40.0	2.8	100%	44.3	52.9	-8.6	4818
05/01/2020	28.9	14.2	13.5	39.9	3.5	100%	43.1	53.4	-10.3	4885
04/30/2020	28.2	14.7	13.2	40.2	3.7	100%	42.9	53.4	-10.5	4913
04/29/2020	28.0	14.5	13.4	40.6	3.5	100%	42.5	54.0	-11.5	5044
04/28/2020	28.0	14.5	13.9	41.0	2.6	100%	42.5	54.9	-12.4	5078
04/27/2020	26.9	15.0	14.4	41.4	2.3	100%	41.9	55.8	-13.9	5220
04/26/2020	26.8	15.1	14.5	41.5	2.1	100%	41.9	56.0	-14.1	5094
04/25/2020	26.5	15.1	14.2	41.6	2.6	100%	41.6	55.8	-14.2	5302
04/24/2020	26.8	15.1	14.3	41.1	2.7	100%	41.9	55.4	-13.5	5260
04/23/2020	26.9	14.8	14.3	41.4	2.6	100%	41.7	55.7	-14.0	5281
04/22/2020	26.8	14.8	14.8	41.2	2.4	100%	41.6	56.0	-14.4	5003
04/21/2020	26.5	14.7	14.3	41.6	2.9	100%	41.2	55.9	-14.7	4918
04/20/2020	26.6	14.5	14.2	42.1	2.6	100%	41.1	56.3	-15.2	4718
04/19/2020	26.3	14.2	14.6	42.7	2.2	100%	40.5	57.3	-16.8	4442
04/18/2020	26.6	14.3	14.7	42.3	2.1	100%	40.9	57.0	-16.1	4618
04/17/2020	27.0	14.2	14.5	41.8	2.5	100%	41.2	56.3	-15.1	4297
04/16/2020	27.1	14.6	14.0	42.3	2.0	100%	41.7	56.3	-14.6	4007
04/15/2020	26.8	15.0	14.1	42.1	2.0	100%	41.8	56.2	-14.4	3823
04/14/2020	27.3	15.5	14.0	40.7	2.5	100%	42.8	54.7	-11.9	3313
04/13/2020	27.8	16.2	13.6	40.5	1.9	100%	44.0	54.1	-10.1	3048
04/12/2020	29.2	15.6	12.7	39.8	2.7	100%	44.8	52.5	-7.7	2742
04/11/2020	29.5	15.5	11.8	40.5	2.7	100%	45.0	52.3	-7.3	2550
04/10/2020	29.8	15.1	12.0	39.7	3.4	100%	44.9	51.7	-6.8	2451
04/09/2020	29.3	15.4	12.7	38.7	3.9	100%	44.7	51.4	-6.7	2384
04/08/2020	29.5	16.5	12.5	37.7	3.8	100%	46.0	50.2	-4.2	2110
04/07/2020	29.4	16.3	12.9	37.8	3.6	100%	45.7	50.7	-5.0	2193
04/06/2020	29.7	16.6	12.8	37.8	3.1	100%	46.3	50.6	-4.3	2159
04/05/2020	29.6	17.2	13.2	37.0	3.0	100%	46.8	50.2	-3.4	2201
04/04/2020	29.2	16.5	13.3	38.0	3.0	100%	45.7	51.3	-5.6	2257
04/03/2020	28.3	16.6	13.4	38.9	2.8	100%	44.9	52.3	-7.4	2289
04/02/2020	27.3	16.1	13.7	39.6	3.3	100%	43.4	53.3	-9.9	2333
04/01/2020	27.6	17.6	13.8	38.6	2.4	100%	45.2	52.4	-7.2	2342
03/31/2020	21.0	15.8	13.4	37.9	11.9	100%	36.8	51.3	-14.5	2269
03/30/2020	20.3	16.3	13.0	38.2	12.2	100%	36.6	51.2	-14.6	2484
03/29/2020	19.7	15.9	13.2	39.1	12.1	100%	35.6	52.3	-16.7	2361
03/28/2020	20.0	15.7	13.8	38.8	11.7	100%	35.7	52.6	-16.9	2233
03/27/2020	19.9	15.9	14.0	38.3	11.9	100%	35.8	52.3	-16.5	2094
03/26/2020	19.5	15.5	14.4	39.1	11.5	100%	35.0	53.5	-18.5	1968
03/25/2020	19.3	15.8	14.1	39.2	11.6	100%	35.1	53.3	-18.2	1838
03/24/2020	18.2	15.7	13.9	40.9	11.3	100%	33.9	54.8	-20.9	1700
03/23/2020	18.1	15.6	13.7	41.3	11.3	100%	33.7	55.0	-21.3	1561
03/22/2020	16.5	15.6	14.3	42.0	11.6	100%	32.1	56.3	-24.2	1421
03/21/2020	16.5	15.3	14.3	42.6	11.3	100%	31.8	56.9	-25.1	1217
03/20/2020	15.3	16.2	14.4	42.1	12.0	100%	31.5	56.5	-25.0	1006
03/19/2020	14.6	17.7	12.9	43.0	11.8	100%	32.3	55.9	-23.6	798
03/18/2020	16.2	19.3	12.4	41.1	11.0	100%	35.5	53.5	-18.0	605
03/17/2020	16.8	17.6	10.3	44.1	11.2	100%	34.4	54.4	-20.0	425

Date	Strongly Agree	Agree	Disagree	Strongly disagree	DK/CS	Total	Total : Agree	Total : Disagree	Nett. Agree	Sample
03/16/2020	13.8	21.3	10.7	43.4	10.8	100%	35.1	54.1	-19.0	215

How strongly do you agree or disagree with the following statements? I think the Indian government is handling the Coronavirus well

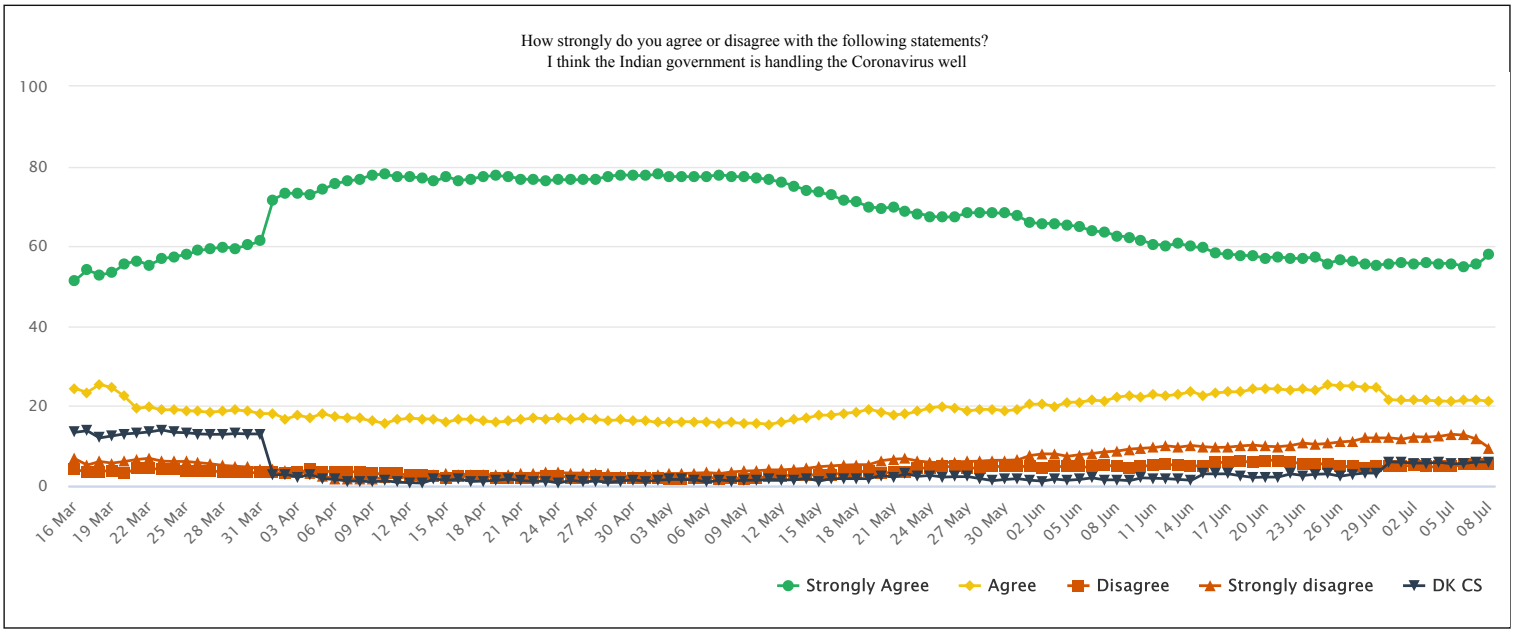

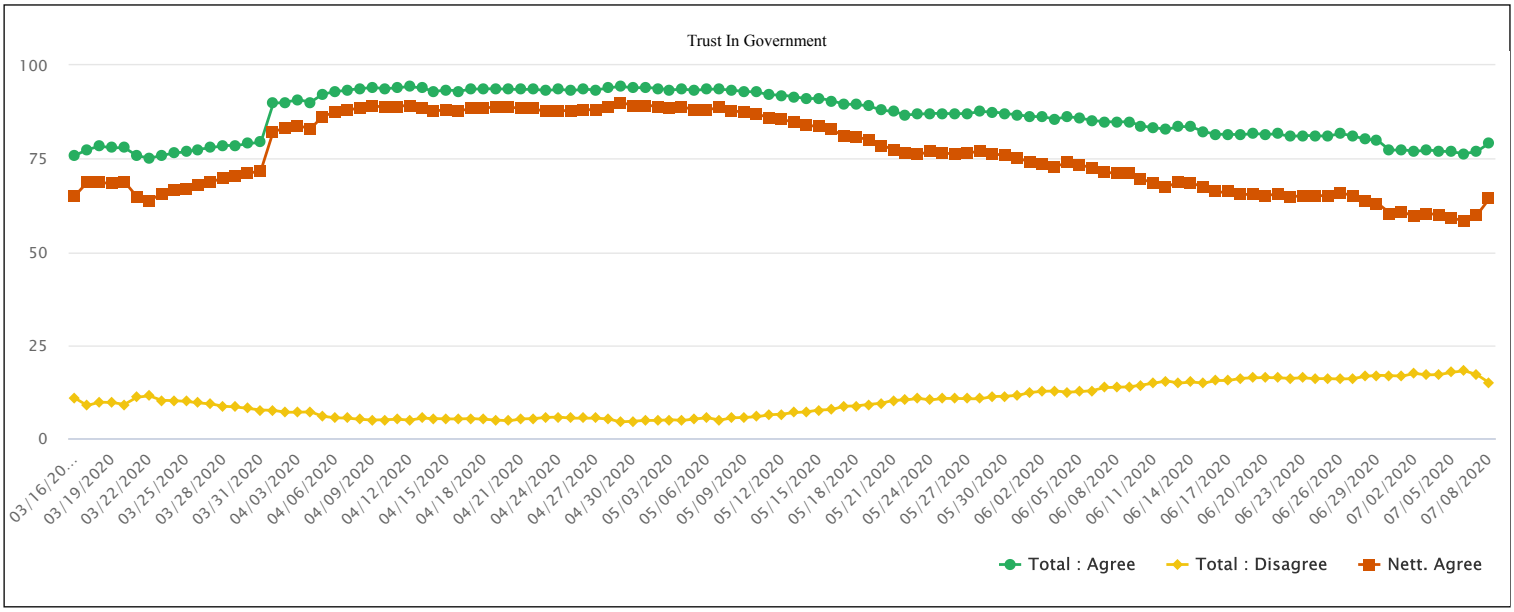

How strongly do you agree or disagree with the following statements? I think the Indian government is handling the Coronavirus well

Date	Strongly Agree	Agree	Disagree	Strongly disagree	DK/CS	Total	Total : Agree	Total : Disagree	Nett. Agree
07/08/2020	57.9	21.2	5.4	9.5	6.0	100%	79.1	14.9	64.2
07/07/2020	55.4	21.5	5.4	11.7	6.0	100%	76.9	17.1	59.8
07/06/2020	54.9	21.4	5.4	12.7	5.6	100%	76.3	18.1	58.2
07/05/2020	55.7	21.1	4.8	12.9	5.5	100%	76.8	17.7	59.1
07/04/2020	55.7	21.3	4.7	12.4	5.9	100%	77.0	17.1	59.9
07/03/2020	55.9	21.4	4.8	12.2	5.7	100%	77.3	17.0	60.3
07/02/2020	55.5	21.4	5.1	12.3	5.7	100%	76.9	17.4	59.5
07/01/2020	56.0	21.4	5.0	11.7	5.9	100%	77.4	16.7	60.7
06/30/2020	55.6	21.6	4.8	12.0	6.0	100%	77.2	16.8	60.4
06/29/2020	55.3	24.6	4.9	12.0	3.2	100%	79.9	16.9	63.0
06/28/2020	55.5	24.7	4.6	12.0	3.2	100%	80.2	16.6	63.6
06/27/2020	56.1	25.0	4.8	11.2	2.9	100%	81.1	16.0	65.1
06/26/2020	56.6	25.1	4.9	11.0	2.4	100%	81.7	15.9	65.8
06/25/2020	55.7	25.3	5.4	10.6	3.0	100%	81.0	16.0	65.0
06/24/2020	57.3	23.8	5.6	10.4	2.9	100%	81.1	16.0	65.1
06/23/2020	57.0	24.2	5.5	10.7	2.6	100%	81.2	16.2	65.0
06/22/2020	56.9	24.0	6.0	10.1	3.0	100%	80.9	16.1	64.8
06/21/2020	57.4	24.2	6.4	9.8	2.2	100%	81.6	16.2	65.4
06/20/2020	57.1	24.4	6.4	9.9	2.2	100%	81.5	16.3	65.2
06/19/2020	57.5	24.2	6.0	10.2	2.1	100%	81.7	16.2	65.5
06/18/2020	57.8	23.6	6.1	10.0	2.5	100%	81.4	16.1	65.3
06/17/2020	58.0	23.5	5.8	9.7	3.0	100%	81.5	15.5	66.0
06/16/2020	58.2	23.3	5.9	9.6	3.0	100%	81.5	15.5	66.0
06/15/2020	59.6	22.6	5.0	9.8	3.0	100%	82.2	14.8	67.4
06/14/2020	59.9	23.6	5.0	10.1	1.4	100%	83.5	15.1	68.4
06/13/2020	60.7	22.9	5.1	9.7	1.6	100%	83.6	14.8	68.8
06/12/2020	60.2	22.6	5.4	10.0	1.8	100%	82.8	15.4	67.4
06/11/2020	60.5	22.8	5.2	9.6	1.9	100%	83.3	14.8	68.5
06/10/2020	61.4	22.3	4.9	9.4	2.0	100%	83.7	14.3	69.4
06/09/2020	62.3	22.6	4.6	9.2	1.3	100%	84.9	13.8	71.1
06/08/2020	62.6	22.2	5.0	8.7	1.5	100%	84.8	13.7	71.1
06/07/2020	63.6	21.3	5.1	8.5	1.5	100%	84.9	13.6	71.3
06/06/2020	63.8	21.4	4.7	8.1	2.0	100%	85.2	12.8	72.4
06/05/2020	64.9	21.0	4.7	7.8	1.6	100%	85.9	12.5	73.4
06/04/2020	65.3	20.9	5.0	7.4	1.4	100%	86.2	12.4	73.8
06/03/2020	65.7	19.9	4.7	8.0	1.7	100%	85.6	12.7	72.9
06/02/2020	65.7	20.5	4.6	8.0	1.2	100%	86.2	12.6	73.6
06/01/2020	65.9	20.4	4.7	7.6	1.4	100%	86.3	12.3	74.0
05/31/2020	67.6	19.1	5.0	6.5	1.8	100%	86.7	11.5	75.2
05/30/2020	68.3	18.8	4.9	6.4	1.6	100%	87.1	11.3	75.8
05/29/2020	68.3	19.2	4.8	6.4	1.3	100%	87.5	11.2	76.3
05/28/2020	68.5	19.1	4.4	6.2	1.8	100%	87.6	10.6	77.0
05/27/2020	68.3	18.8	4.5	6.1	2.3	100%	87.1	10.6	76.5
05/26/2020	67.5	19.5	4.7	6.0	2.3	100%	87.0	10.7	76.3
05/25/2020	67.2	19.9	4.9	5.8	2.2	100%	87.1	10.7	76.4
05/24/2020	67.5	19.6	4.4	5.9	2.6	100%	87.1	10.3	76.8
05/23/2020	68.2	18.7	4.5	6.2	2.4	100%	86.9	10.7	76.2
05/22/2020	68.7	18.0	3.5	6.8	3.0	100%	86.7	10.3	76.4
05/21/2020	69.8	17.8	3.5	6.7	2.2	100%	87.6	10.2	77.4
05/20/2020	69.5	18.5	3.1	6.3	2.6	100%	88.0	9.4	78.6
05/19/2020	69.9	19.2	3.8	5.3	1.8	100%	89.1	9.1	80.0
05/18/2020	71.1	18.4	3.4	5.3	1.8	100%	89.5	8.7	80.8
05/17/2020	71.4	18.2	3.4	5.2	1.8	100%	89.6	8.6	81.0
05/16/2020	72.8	17.7	2.7	5.0	1.8	100%	90.5	7.7	82.8
05/15/2020	73.5	17.7	2.8	4.8	1.2	100%	91.2	7.6	83.6
05/14/2020	74.0	17.0	2.7	4.4	1.9	100%	91.0	7.1	83.9

Date	Strongly Agree	Agree	Disagree	Strongly disagree	DK/CS	Total	Total : Agree	Total : Disagree	Nett. Agree
05/13/2020	75.1	16.5	2.7	4.2	1.5	100%	91.6	6.9	84.7
05/12/2020	76.0	16.0	2.5	4.0	1.5	100%	92.0	6.5	85.5
05/11/2020	76.7	15.4	2.3	4.0	1.6	100%	92.1	6.3	85.8
05/10/2020	77.1	15.7	2.0	3.8	1.4	100%	92.8	5.8	87.0
05/09/2020	77.3	15.7	1.9	3.7	1.4	100%	93.0	5.6	87.4
05/08/2020	77.5	15.8	2.0	3.5	1.2	100%	93.3	5.5	87.8
05/07/2020	77.9	15.7	1.8	3.1	1.5	100%	93.6	4.9	88.7
05/06/2020	77.5	16.1	2.2	3.3	0.9	100%	93.6	5.5	88.1
05/05/2020	77.3	16.0	2.0	3.2	1.5	100%	93.3	5.2	88.1
05/04/2020	77.5	16.1	1.7	3.1	1.6	100%	93.6	4.8	88.8
05/03/2020	77.4	16.0	1.9	3.1	1.6	100%	93.4	5.0	88.4
05/02/2020	78.0	15.8	2.0	2.8	1.4	100%	93.8	4.8	89.0
05/01/2020	77.7	16.4	2.1	2.7	1.1	100%	94.1	4.8	89.3
04/30/2020	77.7	16.2	2.1	2.5	1.5	100%	93.9	4.6	89.3
04/29/2020	77.9	16.5	2.0	2.4	1.2	100%	94.4	4.4	90.0
04/28/2020	77.5	16.4	2.2	3.0	0.9	100%	93.9	5.2	88.7
04/27/2020	76.8	16.6	2.3	3.1	1.2	100%	93.4	5.4	88.0
04/26/2020	76.7	16.9	2.2	3.2	1.0	100%	93.6	5.4	88.2
04/25/2020	76.6	16.6	2.2	3.2	1.4	100%	93.2	5.4	87.8
04/24/2020	76.7	16.9	2.4	3.3	0.7	100%	93.6	5.7	87.9
04/23/2020	76.4	16.8	2.3	3.3	1.2	100%	93.2	5.6	87.6
04/22/2020	76.6	17.0	2.2	3.1	1.1	100%	93.6	5.3	88.3
04/21/2020	76.9	16.6	2.2	3.0	1.3	100%	93.5	5.2	88.3
04/20/2020	77.4	16.2	2.0	2.7	1.7	100%	93.6	4.7	88.9
04/19/2020	77.7	16.0	2.1	2.8	1.4	100%	93.7	4.9	88.8
04/18/2020	77.5	16.2	2.3	2.8	1.2	100%	93.7	5.1	88.6
04/17/2020	76.9	16.7	2.4	2.9	1.1	100%	93.6	5.3	88.3
04/16/2020	76.4	16.7	2.3	2.9	1.7	100%	93.1	5.2	87.9
04/15/2020	77.4	16.0	2.2	3.0	1.4	100%	93.4	5.2	88.2
04/14/2020	76.3	16.7	2.5	2.8	1.7	100%	93.0	5.3	87.7
04/13/2020	77.1	16.8	2.8	2.6	0.7	100%	93.9	5.4	88.5
04/12/2020	77.4	16.9	2.7	2.2	0.8	100%	94.3	4.9	89.4
04/11/2020	77.4	16.6	3.0	2.1	0.9	100%	94.0	5.1	88.9
04/10/2020	78.0	15.7	3.0	2.0	1.3	100%	93.7	5.0	88.7
04/09/2020	77.9	16.2	3.1	1.8	1.0	100%	94.1	4.9	89.2
04/08/2020	76.8	16.9	3.4	1.7	1.2	100%	93.7	5.1	88.6
04/07/2020	76.3	17.1	3.6	1.8	1.2	100%	93.4	5.4	88.0
04/06/2020	75.7	17.2	3.6	1.9	1.6	100%	92.9	5.5	87.4
04/05/2020	74.2	18.1	3.6	2.3	1.8	100%	92.3	5.9	86.4
04/04/2020	73.0	17.1	4.1	3.0	2.8	100%	90.1	7.1	83.0
04/03/2020	73.2	17.6	3.4	3.6	2.2	100%	90.8	7.0	83.8
04/02/2020	73.3	16.8	3.2	3.8	2.9	100%	90.1	7.0	83.1
04/01/2020	71.7	18.1	3.3	4.2	2.7	100%	89.8	7.5	82.3
03/31/2020	61.3	18.1	3.3	4.3	13.0	100%	79.4	7.6	71.8
03/30/2020	60.3	18.7	3.3	4.7	13.0	100%	79.0	8.0	71.0
03/29/2020	59.5	19.0	3.5	4.9	13.1	100%	78.5	8.4	70.1
03/28/2020	59.8	18.7	3.5	5.1	12.9	100%	78.5	8.6	69.9
03/27/2020	59.4	18.5	3.7	5.5	12.9	100%	77.9	9.2	68.7
03/26/2020	58.9	18.6	3.7	5.8	13.0	100%	77.5	9.5	68.0
03/25/2020	57.9	18.9	3.8	6.1	13.3	100%	76.8	9.9	66.9
03/24/2020	57.4	19.1	4.0	6.1	13.4	100%	76.5	10.1	66.4
03/23/2020	56.8	19.0	4.0	6.2	14.0	100%	75.8	10.2	65.6
03/22/2020	55.3	19.8	4.5	6.9	13.5	100%	75.1	11.4	63.7
03/21/2020	56.4	19.4	4.4	6.6	13.2	100%	75.8	11.0	64.8
03/20/2020	55.5	22.4	3.0	6.1	13.0	100%	77.9	9.1	68.8
03/19/2020	53.3	24.6	3.9	5.7	12.5	100%	77.9	9.6	68.3
03/18/2020	52.9	25.4	3.6	6.1	12.0	100%	78.3	9.7	68.6
03/17/2020	54.0	23.4	3.6	5.2	13.8	100%	77.4	8.8	68.6

Date	Strongly Agree	Agree	Disagree	Strongly disagree	DK/CS	Total	Total : Agree	Total : Disagree	Nett. Agree
03/16/2020	51.4	24.4	4.0	6.8	13.4	100%	75.8	10.8	65.0

How strongly do you agree or disagree with the following statements? I believe the threat from the Coronavirus is exaggerated

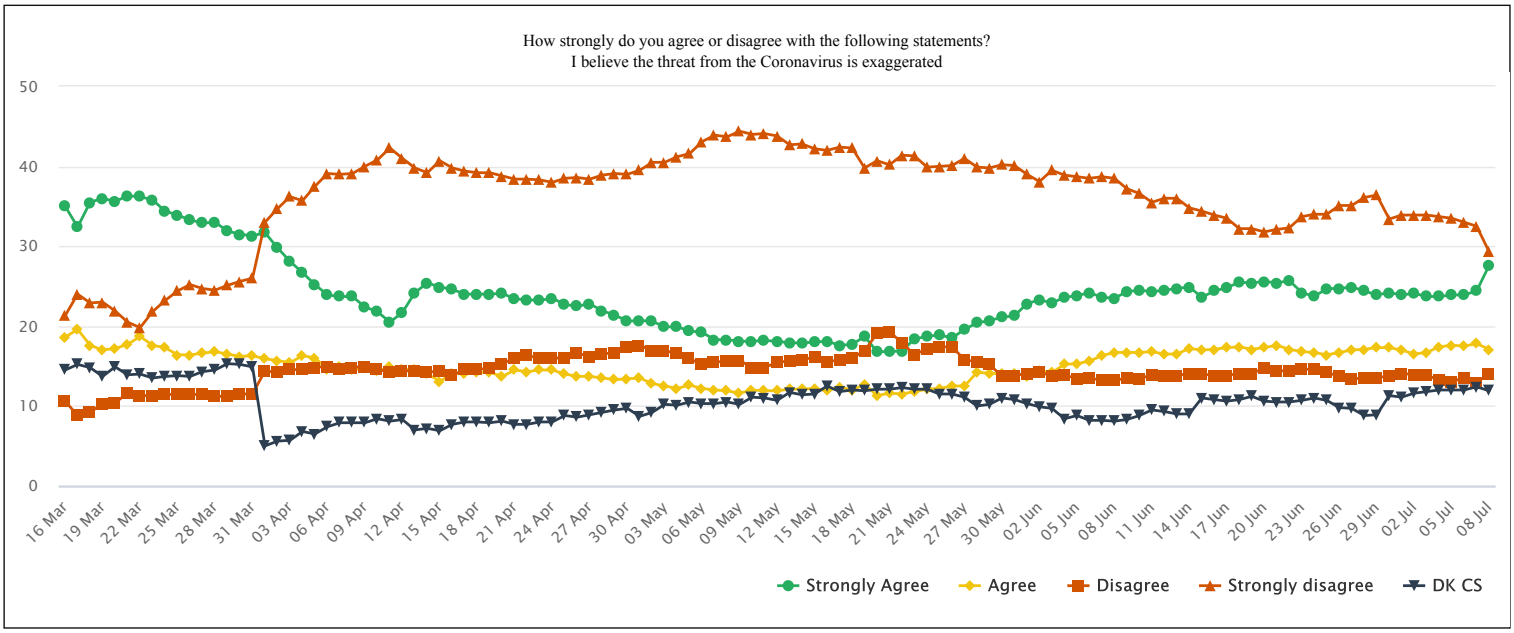

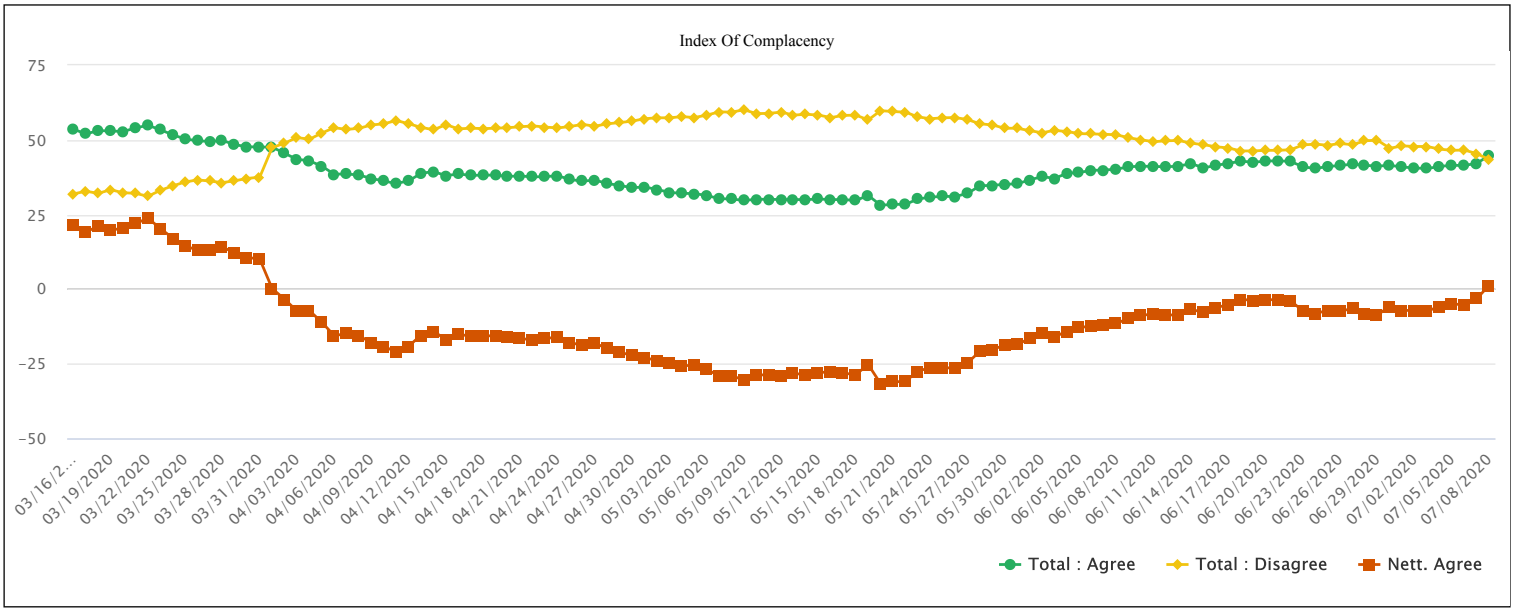

How strongly do you agree or disagree with the following statements? I believe the threat from the Coronavirus is exaggerated

Date	Strongly Agree	Agree	Disagree	Strongly disagree	DK/CS	Total	Total : Agree	Total : Disagree	Nett. Agree
07/08/2020	27.6	17.1	14.1	29.3	11.9	100%	44.7	43.4	1.3
07/07/2020	24.4	17.8	12.9	32.5	12.4	100%	42.2	45.4	-3.2
07/06/2020	23.9	17.5	13.6	33.0	12.0	100%	41.4	46.6	-5.2
07/05/2020	23.9	17.6	13.0	33.5	12.0	100%	41.5	46.5	-5.0
07/04/2020	23.7	17.4	13.2	33.7	12.0	100%	41.1	46.9	-5.8
07/03/2020	23.7	16.7	13.9	33.9	11.8	100%	40.4	47.8	-7.4
07/02/2020	24.1	16.5	13.9	33.9	11.6	100%	40.6	47.8	-7.2
07/01/2020	23.9	17.0	14.1	33.9	11.1	100%	40.9	48.0	-7.1
06/30/2020	24.2	17.3	13.8	33.4	11.3	100%	41.5	47.2	-5.7
06/29/2020	23.9	17.3	13.5	36.4	8.9	100%	41.2	49.9	-8.7
06/28/2020	24.4	17.1	13.6	36.1	8.8	100%	41.5	49.7	-8.2
06/27/2020	24.9	17.0	13.3	35.1	9.7	100%	41.9	48.4	-6.5
06/26/2020	24.7	16.7	13.7	35.1	9.8	100%	41.4	48.8	-7.4
06/25/2020	24.7	16.4	14.2	34.0	10.7	100%	41.1	48.2	-7.1
06/24/2020	23.7	16.7	14.6	34.0	11.0	100%	40.4	48.6	-8.2
06/23/2020	24.2	16.8	14.6	33.7	10.7	100%	41.0	48.3	-7.3
06/22/2020	25.7	17.1	14.4	32.3	10.5	100%	42.8	46.7	-3.9
06/21/2020	25.4	17.6	14.4	32.1	10.5	100%	43.0	46.5	-3.5
06/20/2020	25.6	17.3	14.7	31.8	10.6	100%	42.9	46.5	-3.6
06/19/2020	25.4	17.1	14.1	32.2	11.2	100%	42.5	46.3	-3.8
06/18/2020	25.5	17.4	14.1	32.2	10.8	100%	42.9	46.3	-3.4
06/17/2020	24.8	17.3	13.8	33.5	10.6	100%	42.1	47.3	-5.2
06/16/2020	24.4	17.1	13.8	33.9	10.8	100%	41.5	47.7	-6.2
06/15/2020	23.6	17.0	14.0	34.4	11.0	100%	40.6	48.4	-7.8
06/14/2020	24.9	17.2	14.1	34.8	9.0	100%	42.1	48.9	-6.8
06/13/2020	24.7	16.5	13.8	36.0	9.0	100%	41.2	49.8	-8.6
06/12/2020	24.5	16.5	13.7	36.0	9.3	100%	41.0	49.7	-8.7
06/11/2020	24.3	16.8	13.9	35.5	9.5	100%	41.1	49.4	-8.3
06/10/2020	24.5	16.7	13.4	36.6	8.8	100%	41.2	50.0	-8.8
06/09/2020	24.3	16.7	13.5	37.2	8.3	100%	41.0	50.7	-9.7
06/08/2020	23.5	16.7	13.2	38.5	8.1	100%	40.2	51.7	-11.5
06/07/2020	23.6	16.3	13.2	38.7	8.2	100%	39.9	51.9	-12.0
06/06/2020	24.2	15.6	13.5	38.5	8.2	100%	39.8	52.0	-12.2
06/05/2020	23.8	15.3	13.4	38.7	8.8	100%	39.1	52.1	-13.0
06/04/2020	23.6	15.2	13.9	38.9	8.4	100%	38.8	52.8	-14.0
06/03/2020	22.9	14.2	13.7	39.5	9.7	100%	37.1	53.2	-16.1
06/02/2020	23.3	14.4	14.3	38.1	9.9	100%	37.7	52.4	-14.7
06/01/2020	22.8	13.8	14.1	39.0	10.3	100%	36.6	53.1	-16.5
05/31/2020	21.3	14.0	13.8	40.1	10.8	100%	35.3	53.9	-18.6
05/30/2020	21.1	14.0	13.7	40.2	11.0	100%	35.1	53.9	-18.8
05/29/2020	20.7	14.1	15.2	39.8	10.2	100%	34.8	55.0	-20.2
05/28/2020	20.4	14.2	15.5	39.9	10.0	100%	34.6	55.4	-20.8
05/27/2020	19.6	12.5	15.8	41.0	11.1	100%	32.1	56.8	-24.7
05/26/2020	18.5	12.5	17.4	40.1	11.5	100%	31.0	57.5	-26.5
05/25/2020	18.9	12.2	17.4	40.0	11.5	100%	31.1	57.4	-26.3
05/24/2020	18.7	12.1	17.2	39.9	12.1	100%	30.8	57.1	-26.3
05/23/2020	18.4	11.8	16.4	41.3	12.1	100%	30.2	57.7	-27.5
05/22/2020	16.9	11.5	17.9	41.4	12.3	100%	28.4	59.3	-30.9
05/21/2020	16.8	11.6	19.3	40.2	12.1	100%	28.4	59.5	-31.1
05/20/2020	16.8	11.3	19.1	40.7	12.1	100%	28.1	59.8	-31.7
05/19/2020	18.7	12.7	16.9	39.8	11.9	100%	31.4	56.7	-25.3
05/18/2020	17.7	12.0	16.0	42.3	12.0	100%	29.7	58.3	-28.6
05/17/2020	17.6	12.4	15.8	42.4	11.8	100%	30.0	58.2	-28.2
05/16/2020	18.1	11.9	15.5	42.0	12.5	100%	30.0	57.5	-27.5
05/15/2020	18.0	12.2	16.1	42.2	11.5	100%	30.2	58.3	-28.1
05/14/2020	17.9	12.1	15.8	42.8	11.4	100%	30.0	58.6	-28.6

Date	Strongly Agree	Agree	Disagree	Strongly disagree	DK/CS	Total	Total : Agree	Total : Disagree	Nett. Agree
05/13/2020	17.9	12.1	15.6	42.7	11.7	100%	30.0	58.3	-28.3
05/12/2020	18.1	11.9	15.5	43.8	10.7	100%	30.0	59.3	-29.3
05/11/2020	18.2	11.9	14.8	44.1	11.0	100%	30.1	58.9	-28.8
05/10/2020	18.1	12.0	14.8	44.0	11.1	100%	30.1	58.8	-28.7
05/09/2020	18.1	11.6	15.7	44.4	10.2	100%	29.7	60.1	-30.4
05/08/2020	18.3	11.9	15.6	43.7	10.5	100%	30.2	59.3	-29.1
05/07/2020	18.3	12.0	15.5	43.9	10.3	100%	30.3	59.4	-29.1
05/06/2020	19.2	12.2	15.2	43.1	10.3	100%	31.4	58.3	-26.9
05/05/2020	19.4	12.6	15.9	41.6	10.5	100%	32.0	57.5	-25.5
05/04/2020	19.9	12.2	16.6	41.2	10.1	100%	32.1	57.8	-25.7
05/03/2020	19.9	12.5	16.9	40.5	10.2	100%	32.4	57.4	-25.0
05/02/2020	20.6	12.8	16.9	40.5	9.2	100%	33.4	57.4	-24.0
05/01/2020	20.7	13.5	17.6	39.5	8.7	100%	34.2	57.1	-22.9
04/30/2020	20.6	13.4	17.3	39.0	9.7	100%	34.0	56.3	-22.3
04/29/2020	21.4	13.3	16.7	39.1	9.5	100%	34.7	55.8	-21.1
04/28/2020	21.9	13.5	16.5	38.9	9.2	100%	35.4	55.4	-20.0
04/27/2020	22.8	13.7	16.2	38.4	8.9	100%	36.5	54.6	-18.1
04/26/2020	22.5	13.7	16.6	38.6	8.6	100%	36.2	55.2	-19.0
04/25/2020	22.7	14.0	16.0	38.5	8.8	100%	36.7	54.5	-17.8
04/24/2020	23.5	14.5	16.0	38.0	8.0	100%	38.0	54.0	-16.0
04/23/2020	23.2	14.5	16.0	38.3	8.0	100%	37.7	54.3	-16.6
04/22/2020	23.3	14.3	16.3	38.4	7.7	100%	37.6	54.7	-17.1
04/21/2020	23.4	14.5	16.0	38.4	7.7	100%	37.9	54.4	-16.5
04/20/2020	24.1	13.7	15.3	38.8	8.1	100%	37.8	54.1	-16.3
04/19/2020	24.0	14.2	14.7	39.2	7.9	100%	38.2	53.9	-15.7
04/18/2020	24.0	14.2	14.6	39.2	8.0	100%	38.2	53.8	-15.6
04/17/2020	24.0	14.1	14.5	39.4	8.0	100%	38.1	53.9	-15.8
04/16/2020	24.6	14.0	13.9	39.8	7.7	100%	38.6	53.7	-15.1
04/15/2020	24.9	13.1	14.4	40.7	6.9	100%	38.0	55.1	-17.1
04/14/2020	25.4	14.0	14.2	39.2	7.2	100%	39.4	53.4	-14.0
04/13/2020	24.2	14.6	14.4	39.8	7.0	100%	38.8	54.2	-15.4
04/12/2020	21.7	14.6	14.4	41.0	8.3	100%	36.3	55.4	-19.1
04/11/2020	20.5	14.9	14.2	42.3	8.1	100%	35.4	56.5	-21.1
04/10/2020	21.8	14.4	14.6	40.8	8.4	100%	36.2	55.4	-19.2
04/09/2020	22.4	14.7	15.0	40.0	7.9	100%	37.1	55.0	-17.9
04/08/2020	23.7	14.5	14.8	39.1	7.9	100%	38.2	53.9	-15.7
04/07/2020	23.7	14.9	14.5	39.0	7.9	100%	38.6	53.5	-14.9
04/06/2020	23.9	14.6	15.0	39.1	7.4	100%	38.5	54.1	-15.6
04/05/2020	25.2	16.0	14.8	37.5	6.5	100%	41.2	52.3	-11.1
04/04/2020	26.7	16.3	14.5	35.7	6.8	100%	43.0	50.2	-7.2
04/03/2020	28.1	15.4	14.6	36.2	5.7	100%	43.5	50.8	-7.3
04/02/2020	29.8	15.7	14.2	34.7	5.6	100%	45.5	48.9	-3.4
04/01/2020	31.7	15.9	14.4	33.0	5.0	100%	47.6	47.4	0.2
03/31/2020	31.3	16.3	11.5	26.0	14.9	100%	47.6	37.5	10.1
03/30/2020	31.5	16.2	11.5	25.6	15.2	100%	47.7	37.1	10.6
03/29/2020	31.9	16.5	11.2	25.1	15.3	100%	48.4	36.3	12.1
03/28/2020	33.0	16.8	11.2	24.5	14.5	100%	49.8	35.7	14.1
03/27/2020	32.9	16.6	11.5	24.7	14.3	100%	49.5	36.2	13.3
03/26/2020	33.3	16.4	11.4	25.2	13.7	100%	49.7	36.6	13.1
03/25/2020	33.9	16.4	11.5	24.4	13.8	100%	50.3	35.9	14.4
03/24/2020	34.4	17.3	11.4	23.2	13.7	100%	51.7	34.6	17.1
03/23/2020	35.8	17.6	11.3	21.8	13.5	100%	53.4	33.1	20.3
03/22/2020	36.2	18.7	11.3	19.8	14.0	100%	54.9	31.1	23.8
03/21/2020	36.3	17.7	11.6	20.5	13.9	100%	54.0	32.1	21.9
03/20/2020	35.6	17.2	10.4	21.9	14.9	100%	52.8	32.3	20.5
03/19/2020	36.0	17.0	10.3	23.0	13.7	100%	53.0	33.3	19.7
03/18/2020	35.5	17.6	9.2	22.9	14.8	100%	53.1	32.1	21.0
03/17/2020	32.4	19.6	8.8	24.0	15.2	100%	52.0	32.8	19.2

Date	Strongly Agree	Agree	Disagree	Strongly disagree	DK/CS	Total	Total : Agree	Total : Disagree	Nett. Agree
03/16/2020	35.0	18.6	10.6	21.3	14.5	100%	53.6	31.9	21.7

How many days of Ration/ medicine etc. or money for ration/medicine etc. is available for your family in your house?

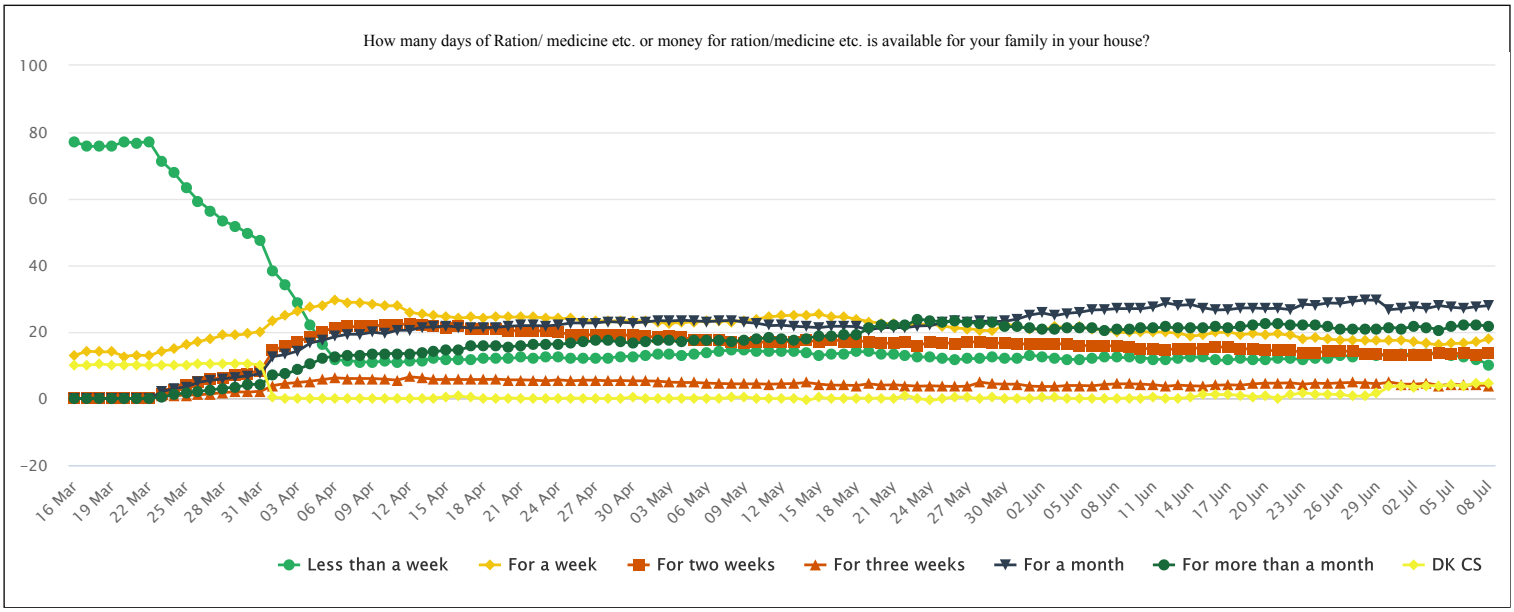

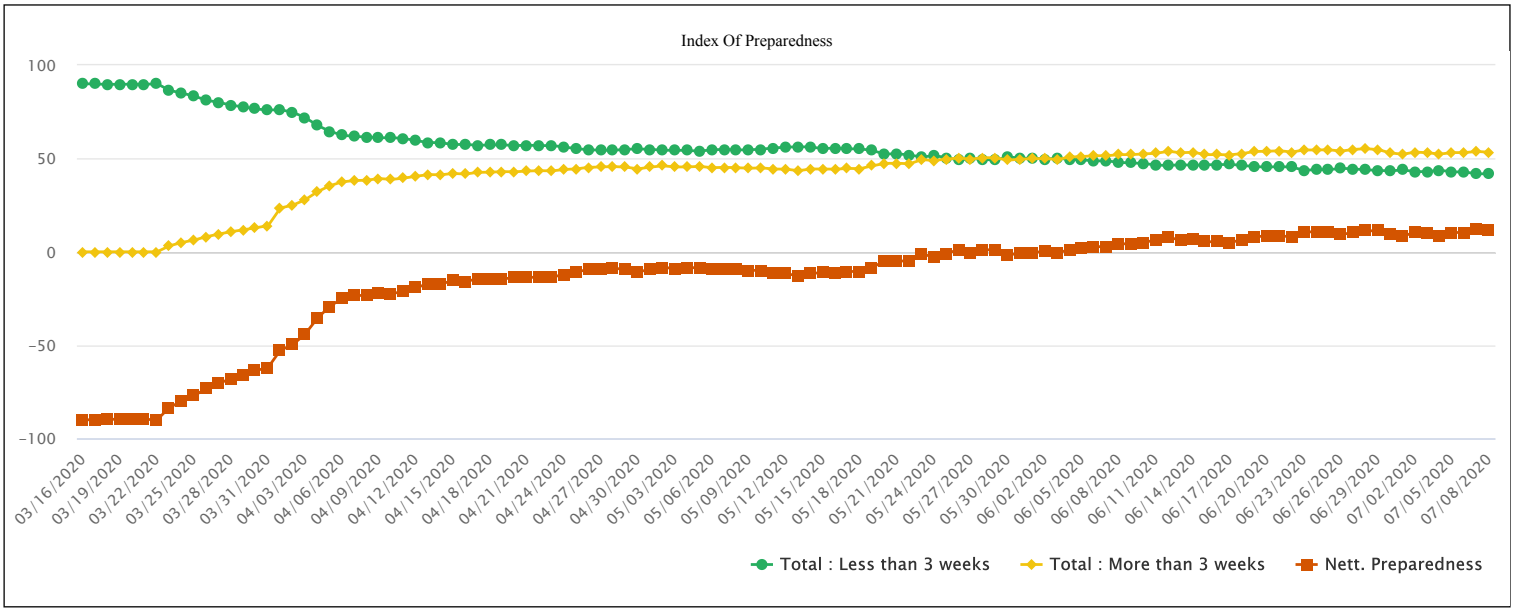

How many days of Ration/ medicine etc. or money for ration/medicine etc. is available for your family in your house?

Date	Less than a week	For a week	For two weeks	For three weeks	For a month	For more than a month	Don't know/Can't say	Total	Total : Less than 3 weeks	Total : More than 3 weeks	Nett. Preparedness
07/08/2020	10.2	18.0	13.8	3.9	27.9	21.6	4.6	100%	42.0	53.4	11.4
07/07/2020	11.7	16.9	13.1	4.0	27.6	22.2	4.5	100%	41.7	53.8	12.1
07/06/2020	12.7	16.6	13.6	4.0	27.1	22.1	3.9	100%	42.9	53.2	10.3
07/05/2020	12.8	16.5	13.5	4.3	27.4	21.5	4.0	100%	42.8	53.2	10.4
07/04/2020	13.8	16.1	13.9	3.9	27.9	20.6	3.8	100%	43.8	52.4	8.6
07/03/2020	13.5	16.5	13.0	4.6	27.1	21.4	3.9	100%	43.0	53.1	10.1
07/02/2020	13.3	16.9	12.8	4.3	27.5	21.7	3.5	100%	43.0	53.5	10.5
07/01/2020	13.3	17.7	12.9	4.3	27.0	21.0	3.8	100%	43.9	52.3	8.4
06/30/2020	13.0	17.3	13.1	4.9	26.7	21.4	3.6	100%	43.4	53.0	9.6
06/29/2020	13.0	17.3	13.3	4.4	29.5	20.9	1.6	100%	43.6	54.8	11.2
06/28/2020	13.2	17.3	13.5	4.7	29.6	21.0	0.7	100%	44.0	55.3	11.3
06/27/2020	12.7	17.6	14.1	4.8	29.2	20.9	0.7	100%	44.4	54.9	10.5
06/26/2020	12.9	17.6	14.3	4.7	28.6	20.7	1.2	100%	44.8	54.0	9.2
06/25/2020	12.1	17.8	14.1	4.5	28.7	21.5	1.3	100%	44.0	54.7	10.7
06/24/2020	12.0	18.2	13.9	4.6	28.1	21.9	1.3	100%	44.1	54.6	10.5
06/23/2020	11.8	18.1	13.8	4.3	28.3	22.0	1.7	100%	43.7	54.6	10.9
06/22/2020	11.9	19.0	14.5	4.7	26.7	22.1	1.1	100%	45.4	53.5	8.1
06/21/2020	11.9	19.4	14.4	4.6	27.1	22.5	0.1	100%	45.7	54.2	8.5
06/20/2020	11.8	19.2	14.4	4.6	27.0	22.3	0.7	100%	45.4	53.9	8.5
06/19/2020	11.5	19.4	14.8	4.4	27.2	22.2	0.5	100%	45.7	53.8	8.1
06/18/2020	12.0	19.3	15.0	4.0	27.2	21.5	1.0	100%	46.3	52.7	6.4
06/17/2020	11.5	19.9	15.5	4.1	26.7	21.2	1.1	100%	46.9	52.0	5.1
06/16/2020	11.5	19.8	15.4	4.0	26.6	21.5	1.2	100%	46.7	52.1	5.4
06/15/2020	12.3	19.2	15.2	3.7	27.2	21.2	1.2	100%	46.7	52.1	5.4
06/14/2020	12.5	18.7	15.1	3.8	28.2	21.4	0.3	100%	46.3	53.4	7.1
06/13/2020	12.1	19.6	15.1	4.0	28.0	21.1	0.1	100%	46.8	53.1	6.3
06/12/2020	11.7	19.9	14.6	3.7	28.7	21.5	0.0	100%	46.2	53.9	7.7
06/11/2020	11.8	20.0	14.8	4.1	27.5	21.2	0.6	100%	46.6	52.8	6.2
06/10/2020	12.2	20.0	15.1	4.3	27.0	21.2	0.2	100%	47.3	52.5	5.2
06/09/2020	12.3	19.8	15.6	4.4	27.0	20.7	0.2	100%	47.7	52.1	4.4
06/08/2020	12.3	19.9	15.7	4.4	27.0	20.7	0.0	100%	47.9	52.1	4.2
06/07/2020	12.3	20.6	15.9	4.2	26.7	20.6	0.0	100%	48.8	51.5	2.7
06/06/2020	12.1	20.7	15.9	3.8	26.6	21.1	0.0	100%	48.7	51.5	2.8
06/05/2020	11.8	21.6	15.9	3.9	25.9	21.3	0.0	100%	49.3	51.1	1.8
06/04/2020	11.7	21.4	16.4	3.9	25.6	21.3	0.0	100%	49.5	50.8	1.3
06/03/2020	12.2	21.6	16.4	3.6	24.9	21.0	0.3	100%	50.2	49.5	-0.7
06/02/2020	12.6	20.7	16.4	3.6	25.7	20.7	0.3	100%	49.7	50.0	0.3
06/01/2020	13.0	20.9	16.4	3.7	25.1	21.1	0.0	100%	50.3	49.9	-0.4
05/31/2020	11.9	21.8	16.4	4.3	23.9	21.5	0.2	100%	50.1	49.7	-0.4
05/30/2020	11.9	22.3	16.8	4.3	23.2	21.6	0.0	100%	51.0	49.1	-1.9
05/29/2020	12.4	20.3	16.5	4.4	23.1	22.9	0.4	100%	49.2	50.4	1.2
05/28/2020	12.1	20.5	16.9	4.9	23.3	22.3	0.0	100%	49.5	50.5	1.0
05/27/2020	11.9	21.0	17.1	3.7	23.0	23.0	0.3	100%	50.0	49.7	-0.3
05/26/2020	11.7	21.1	16.4	3.6	23.4	23.3	0.5	100%	49.2	50.3	1.1
05/25/2020	11.9	21.8	16.8	3.7	22.9	23.1	0.0	100%	50.5	49.7	-0.8
05/24/2020	12.4	22.3	16.9	3.8	21.9	23.3	-0.6	100%	51.6	49.0	-2.6
05/23/2020	12.5	22.3	16.0	3.7	21.8	23.9	0.0	100%	50.8	49.4	-1.4
05/22/2020	13.0	21.8	17.1	3.9	21.3	22.0	0.9	100%	51.9	47.2	-4.7
05/21/2020	13.4	22.5	16.7	4.1	21.3	22.1	0.0	100%	52.6	47.5	-5.1
05/20/2020	13.3	22.6	16.5	4.0	21.3	22.1	0.2	100%	52.4	47.4	-5.0
05/19/2020	14.0	23.1	17.2	4.4	20.6	21.1	0.0	100%	54.3	46.1	-8.2
05/18/2020	14.1	23.9	17.2	3.9	21.6	19.1	0.2	100%	55.2	44.6	-10.6
05/17/2020	13.5	24.5	17.2	4.0	21.7	19.0	0.1	100%	55.2	44.7	-10.5
05/16/2020	13.5	24.5	17.7	4.0	21.7	18.6	0.0	100%	55.7	44.3	-11.4
05/15/2020	12.8	25.3	17.2	4.3	21.3	18.8	0.3	100%	55.3	44.4	-10.9
05/14/2020	13.9	25.0	17.3	4.8	21.5	18.1	-0.6	100%	56.2	44.4	-11.8

Date	Less than a week	For a week	For two weeks	For three weeks	For a month	For more than a month	Don't know/Can't say	Total	Total : Less than 3 weeks	Total : More than 3 weeks	Nett. Preparedness
05/13/2020	14.2	25.1	17.0	4.5	21.7	17.3	0.2	100%	56.3	43.5	-12.8
05/12/2020	14.2	24.8	17.1	4.4	22.0	17.9	0.0	100%	56.1	44.3	-11.8
05/11/2020	14.1	24.6	17.0	4.3	21.9	18.2	0.0	100%	55.7	44.4	-11.3
05/10/2020	14.2	23.9	16.9	4.4	22.6	18.0	0.0	100%	55.0	45.0	-10.0
05/09/2020	14.4	23.5	16.8	4.4	22.9	17.5	0.5	100%	54.7	44.8	-9.9
05/08/2020	14.5	23.1	17.0	4.4	23.5	17.2	0.3	100%	54.6	45.1	-9.5
05/07/2020	14.3	23.3	17.3	4.5	23.3	17.5	0.0	100%	54.9	45.3	-9.6
05/06/2020	13.9	23.3	17.5	4.6	23.1	17.4	0.2	100%	54.7	45.1	-9.6
05/05/2020	13.4	23.1	17.5	4.8	23.3	17.7	0.2	100%	54.0	45.8	-8.2
05/04/2020	13.1	22.8	18.4	4.8	23.5	17.2	0.2	100%	54.3	45.5	-8.8
05/03/2020	13.2	22.7	18.6	4.9	23.3	17.3	0.0	100%	54.5	45.5	-9.0
05/02/2020	13.2	22.8	18.4	5.2	23.4	17.5	0.0	100%	54.4	46.1	-8.3
05/01/2020	12.9	23.4	18.7	5.3	23.0	17.1	0.0	100%	55.0	45.4	-9.6
04/30/2020	12.7	23.3	19.1	5.3	22.7	16.5	0.4	100%	55.1	44.5	-10.6
04/29/2020	12.6	23.4	19.0	5.4	22.9	17.1	0.0	100%	55.0	45.4	-9.6
04/28/2020	12.2	23.2	19.0	5.3	23.1	17.3	0.0	100%	54.4	45.7	-8.7
04/27/2020	12.1	23.4	19.0	5.5	22.7	17.3	0.0	100%	54.5	45.5	-9.0
04/26/2020	11.9	23.5	19.3	5.5	22.7	17.1	0.0	100%	54.7	45.3	-9.4
04/25/2020	12.0	24.0	19.3	5.3	22.7	16.5	0.2	100%	55.3	44.5	-10.8
04/24/2020	12.3	24.1	19.8	5.6	22.1	16.4	0.0	100%	56.2	44.1	-12.1
04/23/2020	12.3	24.3	20.4	5.3	21.8	16.3	0.0	100%	57.0	43.4	-13.6
04/22/2020	12.2	24.4	20.3	5.5	21.9	16.1	0.0	100%	56.9	43.5	-13.4
04/21/2020	12.3	24.5	20.4	5.6	21.9	15.8	0.0	100%	57.2	43.3	-13.9
04/20/2020	12.1	24.4	20.4	5.6	21.7	15.6	0.2	100%	56.9	42.9	-14.0
04/19/2020	12.1	24.6	20.7	5.8	21.4	15.8	0.0	100%	57.4	43.0	-14.4
04/18/2020	12.0	24.3	21.0	5.7	21.3	15.7	0.0	100%	57.3	42.7	-14.6
04/17/2020	11.7	24.4	21.0	5.7	21.2	15.7	0.3	100%	57.1	42.6	-14.5
04/16/2020	11.7	24.2	21.7	5.7	21.4	14.6	0.7	100%	57.6	41.7	-15.9
04/15/2020	11.8	24.6	21.1	5.7	21.8	14.5	0.5	100%	57.5	42.0	-15.5
04/14/2020	12.1	24.8	21.6	5.7	21.5	14.1	0.2	100%	58.5	41.3	-17.2
04/13/2020	11.4	25.3	21.9	6.2	21.4	13.8	0.0	100%	58.6	41.4	-17.2
04/12/2020	11.2	25.9	22.5	6.5	20.5	13.5	0.0	100%	59.6	40.5	-19.1
04/11/2020	10.8	27.9	22.1	5.5	20.5	13.5	0.0	100%	60.8	39.5	-21.3
04/10/2020	11.2	27.8	22.2	5.8	19.5	13.5	0.0	100%	61.2	38.8	-22.4
04/09/2020	10.9	28.5	21.7	6.0	19.9	13.4	0.0	100%	61.1	39.3	-21.8
04/08/2020	11.0	28.9	21.7	6.0	19.3	13.1	0.0	100%	61.6	38.4	-23.2
04/07/2020	11.4	28.9	21.5	6.0	19.3	12.9	0.0	100%	61.8	38.2	-23.6
04/06/2020	11.6	29.7	21.3	6.2	18.6	12.7	0.0	100%	62.6	37.5	-25.1
04/05/2020	16.3	28.1	20.2	5.7	17.5	12.2	0.0	100%	64.6	35.4	-29.2
04/04/2020	22.0	27.3	18.5	5.2	16.7	10.3	0.0	100%	67.8	32.2	-35.6
04/03/2020	28.6	26.3	17.1	4.8	14.3	8.8	0.1	100%	72.0	27.9	-44.1
04/02/2020	34.1	24.8	15.9	4.5	13.2	7.3	0.2	100%	74.8	25.0	-49.8
04/01/2020	38.3	23.4	14.5	3.9	12.6	7.0	0.3	100%	76.2	23.5	-52.7
03/31/2020	47.3	20.2	8.5	2.2	7.5	4.3	10.0	100%	76.0	14.0	-62.0
03/30/2020	49.5	19.5	7.6	1.9	6.8	4.2	10.5	100%	76.6	12.9	-63.7
03/29/2020	51.7	19.0	6.9	2.0	6.4	3.4	10.6	100%	77.6	11.8	-65.8
03/28/2020	53.3	19.0	6.4	1.8	5.9	3.1	10.5	100%	78.7	10.8	-67.9
03/27/2020	56.4	18.0	5.7	1.4	5.5	2.6	10.4	100%	80.1	9.5	-70.6
03/26/2020	59.2	17.1	5.0	1.1	4.9	2.1	10.6	100%	81.3	8.1	-73.2
03/25/2020	63.3	16.2	4.0	1.0	3.5	1.8	10.2	100%	83.5	6.3	-77.2
03/24/2020	67.8	14.8	2.5	0.9	3.0	1.1	9.9	100%	85.1	5.0	-80.1
03/23/2020	71.3	14.2	1.1	0.7	2.0	0.5	10.2	100%	86.6	3.2	-83.4
03/22/2020	77.2	12.9	0.0	0.0	0.0	0.0	9.9	100%	90.1	0.0	-90.1
03/21/2020	76.8	13.0	0.0	0.0	0.0	0.0	10.2	100%	89.8	0.0	-89.8
03/20/2020	77.1	12.7	0.0	0.0	0.0	0.0	10.2	100%	89.8	0.0	-89.8
03/19/2020	75.9	14.0	0.0	0.0	0.0	0.0	10.1	100%	89.9	0.0	-89.9
03/18/2020	75.7	14.0	0.0	0.0	0.0	0.0	10.3	100%	89.7	0.0	-89.7
03/17/2020	75.8	14.2	0.0	0.0	0.0	0.0	10.0	100%	90.0	0.0	-90.0

Date	Less than a week	For a week	For two weeks	For three weeks	For a month	For more than a month	Don't know/Can't say	Total	Total : Less than 3 weeks	Total : More than 3 weeks	Nett. Preparedness
03/16/2020	77.1	13.0	0.0	0.0	0.0	0.0	9.9	100%	90.1	0.0	-90.1

Have you seen flu like symptoms like high fever, cold, dry cough or similar symptoms in any family member (within your own household) or in your neighbourhood (people who you normally meet in your day-today life)?

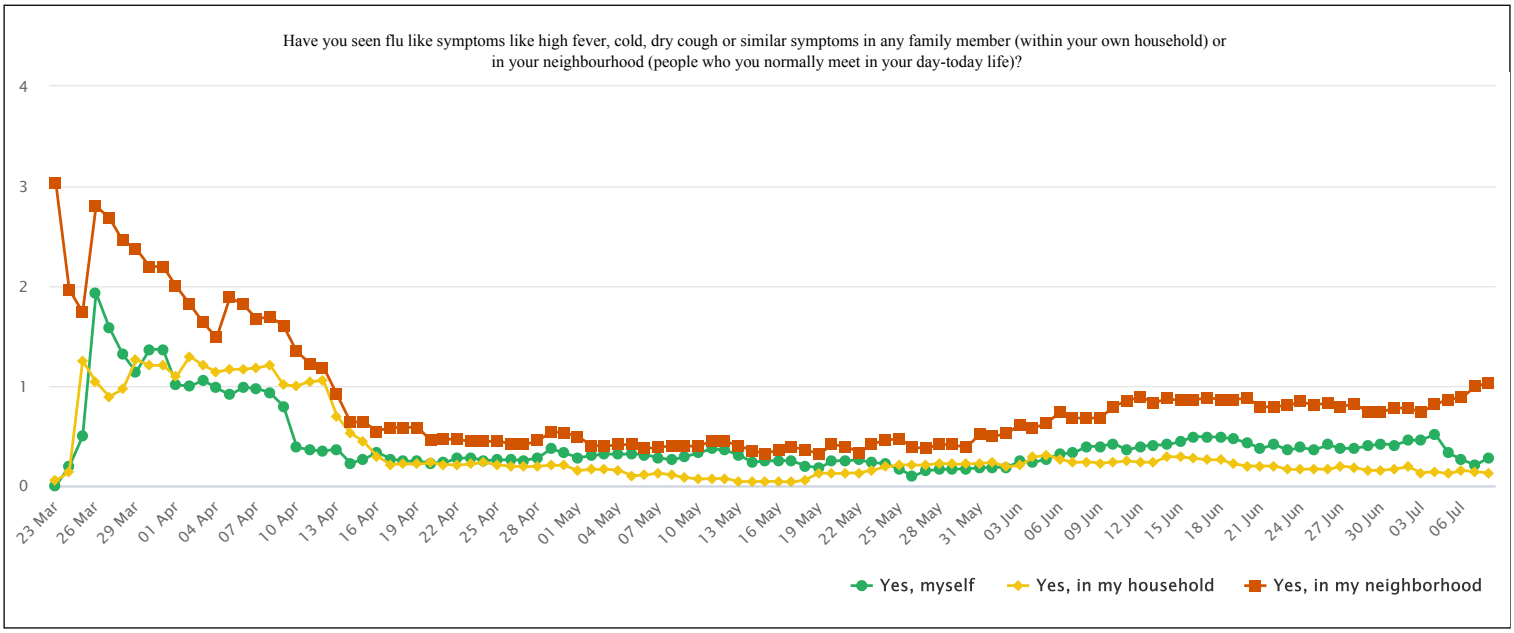

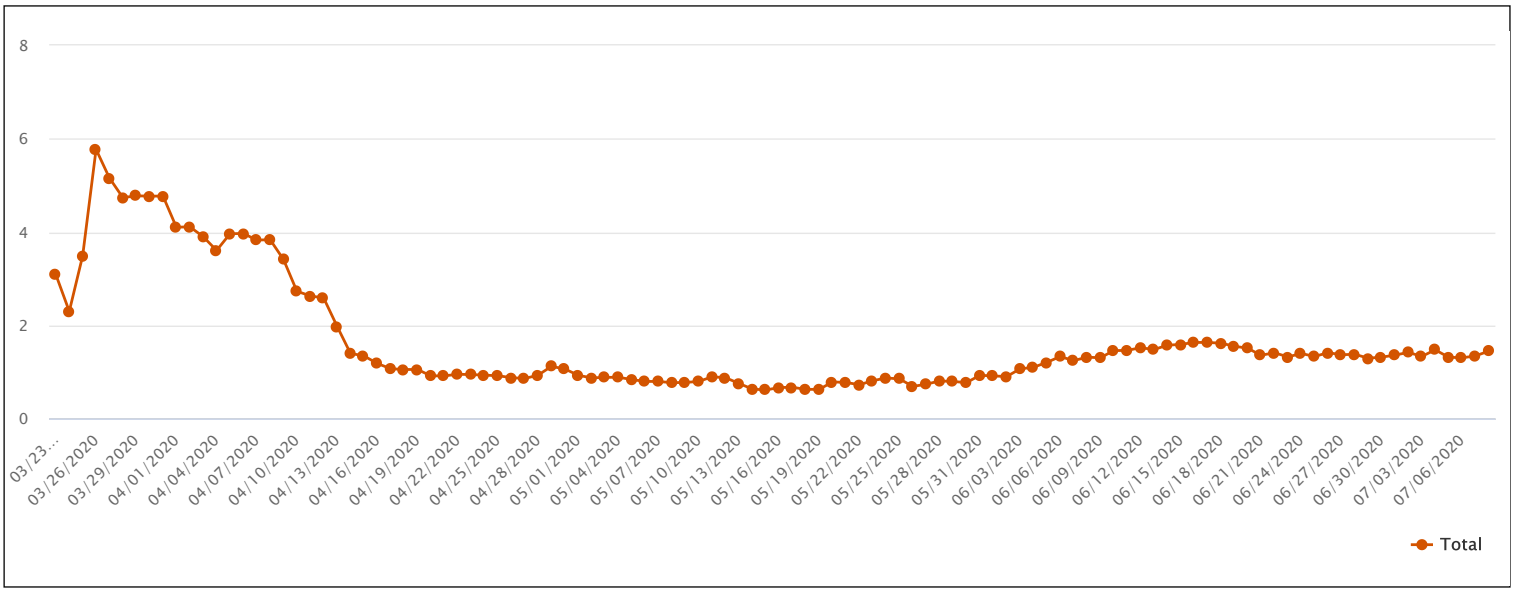

Have you seen flu like symptoms like high fever, cold, dry cough or similar symptoms in any family member (within your own household) or in your neighbourhood (people who you normally meet in your day-today life)?

Date	Yes, myself	Yes, in my household	Yes, in my neighborhood	Total
07/08/2020	0.280	0.131	1.034	1.445
07/07/2020	0.207	0.140	0.994	1.341
07/06/2020	0.263	0.155	0.883	1.301
07/05/2020	0.327	0.121	0.867	1.315
07/04/2020	0.517	0.141	0.815	1.473
07/03/2020	0.460	0.131	0.739	1.330
07/02/2020	0.454	0.189	0.776	1.419
07/01/2020	0.408	0.169	0.781	1.358
06/30/2020	0.421	0.156	0.739	1.316
06/29/2020	0.399	0.154	0.740	1.293
06/28/2020	0.375	0.183	0.819	1.377
06/27/2020	0.374	0.198	0.795	1.367
06/26/2020	0.410	0.162	0.840	1.412
06/25/2020	0.359	0.171	0.800	1.330
06/24/2020	0.383	0.164	0.847	1.394
06/23/2020	0.357	0.164	0.800	1.321
06/22/2020	0.415	0.198	0.797	1.410
06/21/2020	0.373	0.198	0.785	1.356
06/20/2020	0.430	0.199	0.877	1.506
06/19/2020	0.468	0.218	0.865	1.551
06/18/2020	0.487	0.260	0.868	1.615
06/17/2020	0.491	0.261	0.879	1.631
06/16/2020	0.493	0.275	0.863	1.631
06/15/2020	0.444	0.289	0.856	1.589
06/14/2020	0.410	0.292	0.869	1.571
06/13/2020	0.408	0.236	0.835	1.479
06/12/2020	0.393	0.237	0.888	1.518
06/11/2020	0.359	0.248	0.853	1.460
06/10/2020	0.423	0.237	0.796	1.456
06/09/2020	0.395	0.228	0.679	1.302
06/08/2020	0.395	0.241	0.679	1.315
06/07/2020	0.329	0.233	0.678	1.240
06/06/2020	0.321	0.267	0.741	1.329
06/05/2020	0.266	0.309	0.628	1.203
06/04/2020	0.236	0.285	0.577	1.098
06/03/2020	0.245	0.204	0.615	1.064
06/02/2020	0.186	0.192	0.521	0.899
06/01/2020	0.185	0.233	0.495	0.913
05/31/2020	0.181	0.226	0.519	0.926
05/30/2020	0.170	0.216	0.383	0.769
05/29/2020	0.167	0.216	0.411	0.794
05/28/2020	0.163	0.227	0.415	0.805
05/27/2020	0.152	0.206	0.377	0.735
05/26/2020	0.096	0.209	0.383	0.688
05/25/2020	0.168	0.210	0.470	0.848
05/24/2020	0.221	0.189	0.460	0.870
05/23/2020	0.233	0.158	0.418	0.809
05/22/2020	0.258	0.131	0.336	0.725
05/21/2020	0.253	0.126	0.393	0.772
05/20/2020	0.249	0.122	0.414	0.785
05/19/2020	0.178	0.129	0.317	0.624
05/18/2020	0.201	0.062	0.362	0.625
05/17/2020	0.247	0.035	0.387	0.669
05/16/2020	0.255	0.044	0.365	0.664
05/15/2020	0.246	0.043	0.321	0.610
05/14/2020	0.239	0.042	0.352	0.633

Date	Yes, myself	Yes, in my household	Yes, in my neighborhood	Total
05/13/2020	0.308	0.043	0.402	0.753
05/12/2020	0.357	0.075	0.444	0.876
05/11/2020	0.370	0.073	0.450	0.893
05/10/2020	0.330	0.067	0.397	0.794
05/09/2020	0.291	0.084	0.398	0.773
05/08/2020	0.259	0.106	0.403	0.768
05/07/2020	0.282	0.130	0.382	0.794
05/06/2020	0.312	0.106	0.377	0.795
05/05/2020	0.320	0.103	0.412	0.835
05/04/2020	0.314	0.159	0.412	0.885
05/03/2020	0.320	0.165	0.396	0.881
05/02/2020	0.300	0.164	0.407	0.871
05/01/2020	0.283	0.154	0.490	0.927
04/30/2020	0.327	0.202	0.534	1.063
04/29/2020	0.371	0.206	0.540	1.117
04/28/2020	0.280	0.196	0.452	0.928
04/27/2020	0.255	0.191	0.411	0.857
04/26/2020	0.262	0.197	0.418	0.877
04/25/2020	0.257	0.209	0.451	0.917
04/24/2020	0.255	0.234	0.441	0.930
04/23/2020	0.281	0.218	0.443	0.942
04/22/2020	0.275	0.207	0.466	0.948
04/21/2020	0.233	0.214	0.467	0.914
04/20/2020	0.229	0.231	0.454	0.914
04/19/2020	0.247	0.216	0.589	1.052
04/18/2020	0.247	0.220	0.583	1.050
04/17/2020	0.270	0.213	0.585	1.068
04/16/2020	0.336	0.296	0.548	1.180
04/15/2020	0.265	0.441	0.637	1.343
04/14/2020	0.227	0.529	0.640	1.396
04/13/2020	0.368	0.697	0.912	1.977
04/12/2020	0.348	1.050	1.184	2.582
04/11/2020	0.360	1.047	1.223	2.630
04/10/2020	0.384	1.001	1.343	2.728
04/09/2020	0.798	1.009	1.602	3.409
04/08/2020	0.930	1.210	1.695	3.835
04/07/2020	0.977	1.178	1.670	3.825
04/06/2020	0.985	1.169	1.815	3.969
04/05/2020	0.910	1.165	1.886	3.961
04/04/2020	0.980	1.141	1.482	3.603
04/03/2020	1.057	1.207	1.636	3.900
04/02/2020	0.996	1.296	1.819	4.111
04/01/2020	1.013	1.092	1.996	4.101
03/31/2020	1.367	1.206	2.196	4.769
03/30/2020	1.367	1.206	2.196	4.769
03/29/2020	1.139	1.263	2.373	4.775
03/28/2020	1.316	0.967	2.454	4.737
03/27/2020	1.582	0.894	2.681	5.157
03/26/2020	1.931	1.039	2.802	5.772
03/25/2020	0.497	1.254	1.739	3.490
03/24/2020	0.193	0.139	1.965	2.297
03/23/2020	0.000	0.052	3.032	3.084

If yes, which of the symptoms like high fever, cold, dry cough etc are there?

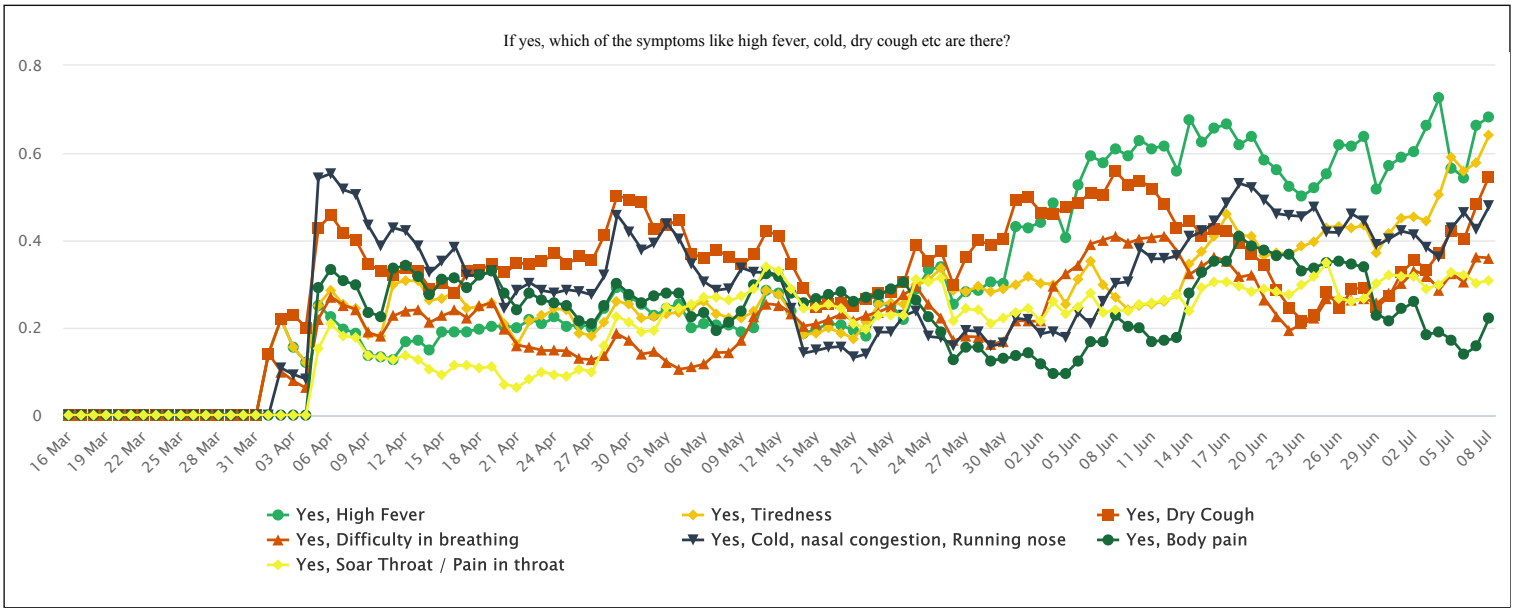

If yes, which of the symptoms like high fever, cold, dry cough etc are there?

Date	Yes, High Fever	Yes, Tiredness	Yes, Dry Cough	Yes, Difficulty in breathing	Yes, Cold, nasal congestion, Running nose	Yes, Body pain	Yes, Soar Throat / Pain in throat	Total
07/08/2020	0.682	0.641	0.547	0.360	0.478	0.222	0.308	3.152
07/07/2020	0.664	0.579	0.481	0.362	0.425	0.158	0.303	2.827
07/06/2020	0.543	0.559	0.404	0.304	0.464	0.139	0.322	2.552
07/05/2020	0.566	0.591	0.423	0.324	0.429	0.173	0.326	2.679
07/04/2020	0.726	0.504	0.372	0.287	0.361	0.190	0.300	2.630
07/03/2020	0.662	0.444	0.334	0.319	0.383	0.185	0.289	2.512
07/02/2020	0.604	0.455	0.354	0.331	0.414	0.259	0.319	2.676
07/01/2020	0.591	0.452	0.328	0.301	0.421	0.243	0.319	2.579
06/30/2020	0.572	0.417	0.273	0.279	0.404	0.217	0.321	2.379
06/29/2020	0.516	0.373	0.247	0.256	0.389	0.230	0.302	2.241
06/28/2020	0.637	0.435	0.291	0.267	0.444	0.339	0.267	2.752
06/27/2020	0.615	0.428	0.289	0.262	0.460	0.345	0.261	2.744
06/26/2020	0.620	0.433	0.244	0.269	0.418	0.353	0.267	2.690
06/25/2020	0.553	0.430	0.284	0.267	0.419	0.350	0.348	2.653
06/24/2020	0.521	0.398	0.227	0.221	0.476	0.338	0.317	2.519
06/23/2020	0.501	0.386	0.216	0.209	0.455	0.331	0.297	2.429
06/22/2020	0.524	0.369	0.245	0.194	0.457	0.369	0.275	2.527
06/21/2020	0.561	0.372	0.285	0.226	0.461	0.365	0.281	2.635
06/20/2020	0.585	0.364	0.343	0.265	0.491	0.379	0.290	2.806
06/19/2020	0.638	0.409	0.367	0.322	0.521	0.386	0.283	3.029
06/18/2020	0.620	0.412	0.395	0.316	0.530	0.408	0.294	3.089
06/17/2020	0.666	0.460	0.423	0.351	0.487	0.351	0.305	3.089
06/16/2020	0.658	0.411	0.425	0.362	0.443	0.351	0.306	3.001
06/15/2020	0.625	0.375	0.410	0.342	0.421	0.327	0.291	2.827
06/14/2020	0.676	0.347	0.444	0.323	0.408	0.280	0.237	2.758
06/13/2020	0.559	0.275	0.429	0.373	0.365	0.177	0.276	2.355
06/12/2020	0.617	0.261	0.481	0.411	0.358	0.171	0.262	2.470
06/11/2020	0.611	0.255	0.516	0.407	0.358	0.169	0.258	2.485
06/10/2020	0.629	0.252	0.538	0.404	0.380	0.199	0.253	2.601
06/09/2020	0.593	0.242	0.528	0.394	0.305	0.204	0.238	2.470
06/08/2020	0.611	0.269	0.558	0.410	0.302	0.227	0.241	2.604
06/07/2020	0.579	0.300	0.506	0.401	0.260	0.168	0.234	2.382
06/06/2020	0.593	0.352	0.509	0.392	0.208	0.168	0.279	2.390
06/05/2020	0.527	0.311	0.485	0.344	0.235	0.123	0.249	2.148
06/04/2020	0.407	0.255	0.476	0.323	0.178	0.095	0.231	1.829
06/03/2020	0.486	0.300	0.461	0.296	0.192	0.094	0.259	1.923
06/02/2020	0.441	0.302	0.465	0.215	0.186	0.119	0.215	1.847
06/01/2020	0.430	0.316	0.498	0.215	0.218	0.142	0.244	1.961
05/31/2020	0.432	0.299	0.492	0.217	0.222	0.135	0.235	1.932
05/30/2020	0.303	0.289	0.402	0.169	0.164	0.129	0.223	1.585
05/29/2020	0.306	0.281	0.389	0.162	0.158	0.125	0.210	1.546
05/28/2020	0.286	0.294	0.400	0.179	0.192	0.156	0.240	1.663
05/27/2020	0.284	0.284	0.361	0.180	0.194	0.156	0.243	1.615
05/26/2020	0.253	0.287	0.297	0.170	0.160	0.126	0.217	1.419
05/25/2020	0.341	0.336	0.375	0.223	0.177	0.192	0.315	1.836
05/24/2020	0.332	0.310	0.353	0.253	0.180	0.226	0.306	1.880
05/23/2020	0.288	0.297	0.389	0.294	0.239	0.263	0.310	2.033
05/22/2020	0.220	0.253	0.304	0.276	0.227	0.305	0.230	1.890
05/21/2020	0.251	0.258	0.284	0.249	0.190	0.289	0.230	1.810
05/20/2020	0.256	0.253	0.280	0.236	0.190	0.275	0.229	1.765
05/19/2020	0.182	0.212	0.267	0.228	0.140	0.271	0.198	1.571
05/18/2020	0.193	0.175	0.252	0.216	0.132	0.260	0.209	1.488
05/17/2020	0.206	0.188	0.257	0.231	0.157	0.281	0.245	1.601
05/16/2020	0.210	0.199	0.253	0.219	0.155	0.276	0.253	1.588
05/15/2020	0.197	0.187	0.247	0.209	0.148	0.266	0.247	1.520
05/14/2020	0.187	0.185	0.291	0.204	0.142	0.256	0.243	1.521

Date	Yes, High Fever	Yes, Tiredness	Yes, Dry Cough	Yes, Difficulty in breathing	Yes, Cold, nasal congestion, Running nose	Yes, Body pain	Yes, Soar Throat / Pain in throat	Total
05/13/2020	0.238	0.233	0.345	0.232	0.245	0.280	0.290	1.853
05/12/2020	0.279	0.275	0.410	0.252	0.320	0.317	0.331	2.170
05/11/2020	0.285	0.287	0.422	0.255	0.327	0.323	0.341	2.222
05/10/2020	0.201	0.237	0.367	0.225	0.327	0.299	0.290	1.955
05/09/2020	0.190	0.223	0.345	0.171	0.337	0.239	0.272	1.744
05/08/2020	0.207	0.223	0.361	0.144	0.290	0.212	0.262	1.649
05/07/2020	0.205	0.232	0.379	0.143	0.286	0.193	0.270	1.631
05/06/2020	0.208	0.261	0.360	0.117	0.305	0.235	0.270	1.721
05/05/2020	0.199	0.248	0.369	0.110	0.345	0.224	0.253	1.719
05/04/2020	0.255	0.236	0.449	0.105	0.402	0.280	0.243	2.007
05/03/2020	0.245	0.232	0.434	0.121	0.439	0.280	0.247	2.031
05/02/2020	0.227	0.226	0.424	0.145	0.393	0.274	0.195	1.963
05/01/2020	0.253	0.221	0.488	0.140	0.378	0.258	0.190	1.996
04/30/2020	0.270	0.253	0.493	0.170	0.420	0.277	0.213	2.160
04/29/2020	0.293	0.261	0.503	0.186	0.458	0.301	0.225	2.303
04/28/2020	0.246	0.213	0.414	0.137	0.320	0.250	0.160	1.830
04/27/2020	0.201	0.182	0.355	0.127	0.275	0.208	0.100	1.556
04/26/2020	0.207	0.188	0.364	0.129	0.283	0.215	0.105	1.601
04/25/2020	0.204	0.242	0.346	0.147	0.287	0.251	0.089	1.728
04/24/2020	0.224	0.243	0.372	0.148	0.280	0.257	0.093	1.781
04/23/2020	0.209	0.227	0.351	0.148	0.285	0.263	0.099	1.746
04/22/2020	0.219	0.215	0.346	0.155	0.303	0.279	0.083	1.796
04/21/2020	0.201	0.163	0.348	0.160	0.287	0.242	0.064	1.643
04/20/2020	0.203	0.208	0.326	0.198	0.244	0.278	0.071	1.735
04/19/2020	0.204	0.258	0.345	0.258	0.330	0.331	0.111	2.057
04/18/2020	0.197	0.248	0.334	0.250	0.320	0.320	0.108	1.989
04/17/2020	0.192	0.245	0.329	0.221	0.320	0.291	0.115	1.889
04/16/2020	0.191	0.283	0.279	0.240	0.385	0.314	0.113	2.006
04/15/2020	0.191	0.268	0.302	0.228	0.353	0.311	0.091	1.964
04/14/2020	0.148	0.263	0.288	0.213	0.327	0.276	0.106	1.791
04/13/2020	0.171	0.307	0.329	0.241	0.387	0.319	0.127	2.073
04/12/2020	0.167	0.308	0.337	0.239	0.421	0.343	0.138	2.158
04/11/2020	0.128	0.300	0.320	0.227	0.429	0.335	0.127	2.074
04/10/2020	0.134	0.180	0.329	0.180	0.386	0.226	0.132	1.661
04/09/2020	0.137	0.184	0.347	0.189	0.434	0.236	0.136	1.763
04/08/2020	0.188	0.244	0.401	0.242	0.506	0.298	0.177	2.177
04/07/2020	0.197	0.253	0.417	0.252	0.516	0.308	0.182	2.251
04/06/2020	0.224	0.287	0.458	0.271	0.553	0.334	0.208	2.461
04/05/2020	0.252	0.252	0.428	0.220	0.542	0.291	0.152	2.276
04/04/2020	0.122	0.122	0.201	0.062	0.083	0.000	0.000	0.590
04/03/2020	0.154	0.154	0.229	0.078	0.093	0.000	0.000	0.708
04/02/2020	0.220	0.220	0.220	0.100	0.108	0.000	0.000	0.868
04/01/2020	0.141	0.141	0.141	0.141	0.000	0.000	0.000	0.564
03/31/2020	0.000	0.000	0.000	0.000	0.000	0.000	0.000	0.000
03/30/2020	0.000	0.000	0.000	0.000	0.000	0.000	0.000	0.000
03/29/2020	0.000	0.000	0.000	0.000	0.000	0.000	0.000	0.000
03/28/2020	0.000	0.000	0.000	0.000	0.000	0.000	0.000	0.000
03/27/2020	0.000	0.000	0.000	0.000	0.000	0.000	0.000	0.000
03/26/2020	0.000	0.000	0.000	0.000	0.000	0.000	0.000	0.000
03/25/2020	0.000	0.000	0.000	0.000	0.000	0.000	0.000	0.000
03/24/2020	0.000	0.000	0.000	0.000	0.000	0.000	0.000	0.000
03/23/2020	0.000	0.000	0.000	0.000	0.000	0.000	0.000	0.000
03/22/2020	0.000	0.000	0.000	0.000	0.000	0.000	0.000	0.000
03/21/2020	0.000	0.000	0.000	0.000	0.000	0.000	0.000	0.000
03/20/2020	0.000	0.000	0.000	0.000	0.000	0.000	0.000	0.000
03/19/2020	0.000	0.000	0.000	0.000	0.000	0.000	0.000	0.000
03/18/2020	0.000	0.000	0.000	0.000	0.000	0.000	0.000	0.000
03/17/2020	0.000	0.000	0.000	0.000	0.000	0.000	0.000	0.000

Date	Yes, High Fever	Yes, Tiredness	Yes, Dry Cough	Yes, Difficulty in breathing	Yes, Cold, nasal congestion, Running nose	Yes, Body pain	Yes, Soar Throat / Pain in throat	Total
03/16/2020	0.000	0.000	0.000	0.000	0.000	0.000	0.000	0.000

Number of symptoms applicable

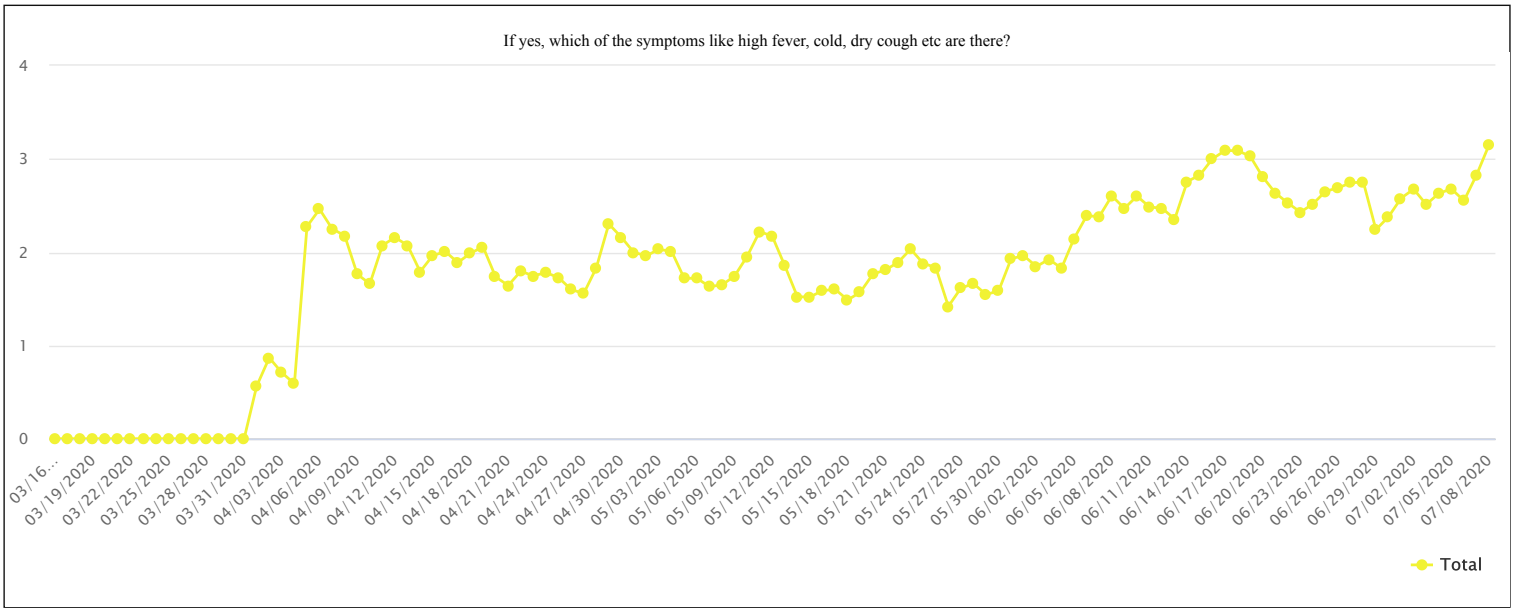

Number of symptoms applicable

Date	1	2	3	4	5	6	7	Total
07/08/2020	0.301	0.240	0.254	0.077	0.223	0.021	0.021	1.137
07/07/2020	0.269	0.214	0.199	0.076	0.220	0.021	0.021	1.020
07/06/2020	0.178	0.192	0.196	0.070	0.202	0.023	0.023	0.884
07/05/2020	0.199	0.249	0.140	0.065	0.186	0.022	0.055	0.916
07/04/2020	0.482	0.246	0.141	0.022	0.150	0.022	0.054	1.117
07/03/2020	0.346	0.291	0.134	0.020	0.143	0.020	0.052	1.006
07/02/2020	0.346	0.302	0.123	0.050	0.157	0.017	0.048	1.043
07/01/2020	0.305	0.276	0.163	0.053	0.144	0.000	0.054	0.995
06/30/2020	0.320	0.298	0.096	0.026	0.144	0.021	0.047	0.952
06/29/2020	0.312	0.291	0.112	0.026	0.103	0.021	0.048	0.913
06/28/2020	0.329	0.253	0.242	0.026	0.104	0.051	0.027	1.032
06/27/2020	0.322	0.267	0.237	0.026	0.099	0.051	0.028	1.030
06/26/2020	0.330	0.229	0.238	0.025	0.103	0.050	0.026	1.001
06/25/2020	0.256	0.271	0.216	0.025	0.110	0.058	0.029	0.965
06/24/2020	0.292	0.300	0.185	0.042	0.066	0.058	0.028	0.971
06/23/2020	0.270	0.281	0.186	0.040	0.062	0.056	0.028	0.923
06/22/2020	0.321	0.315	0.175	0.038	0.057	0.053	0.028	0.987
06/21/2020	0.322	0.281	0.171	0.038	0.097	0.053	0.028	0.990
06/20/2020	0.330	0.348	0.183	0.080	0.098	0.054	0.000	1.093
06/19/2020	0.334	0.413	0.185	0.085	0.062	0.093	0.000	1.172
06/18/2020	0.318	0.406	0.199	0.093	0.069	0.088	0.000	1.173
06/17/2020	0.338	0.455	0.212	0.071	0.057	0.082	0.014	1.229
06/16/2020	0.385	0.462	0.167	0.069	0.055	0.083	0.014	1.235
06/15/2020	0.360	0.466	0.169	0.070	0.054	0.054	0.016	1.189
06/14/2020	0.419	0.442	0.138	0.082	0.046	0.054	0.017	1.198
06/13/2020	0.412	0.451	0.011	0.112	0.067	0.035	0.017	1.105
06/12/2020	0.420	0.444	0.070	0.104	0.059	0.035	0.017	1.149
06/11/2020	0.452	0.452	0.069	0.103	0.057	0.032	0.017	1.182
06/10/2020	0.437	0.445	0.070	0.133	0.058	0.032	0.015	1.190
06/09/2020	0.382	0.415	0.069	0.119	0.057	0.033	0.019	1.094
06/08/2020	0.378	0.432	0.054	0.119	0.086	0.032	0.017	1.118
06/07/2020	0.306	0.401	0.050	0.113	0.083	0.033	0.017	1.003
06/06/2020	0.322	0.415	0.039	0.139	0.072	0.033	0.017	1.037
06/05/2020	0.327	0.305	0.032	0.123	0.092	0.029	0.017	0.925
06/04/2020	0.268	0.261	0.032	0.124	0.090	0.000	0.018	0.793
06/03/2020	0.282	0.227	0.030	0.176	0.087	0.000	0.018	0.820
06/02/2020	0.206	0.172	0.070	0.187	0.088	0.000	0.000	0.723
06/01/2020	0.178	0.203	0.069	0.210	0.086	0.000	0.000	0.746
05/31/2020	0.188	0.203	0.065	0.208	0.081	0.000	0.000	0.745
05/30/2020	0.084	0.189	0.064	0.154	0.083	0.000	0.000	0.574
05/29/2020	0.095	0.183	0.061	0.145	0.081	0.000	0.000	0.565
05/28/2020	0.091	0.186	0.033	0.141	0.124	0.000	0.000	0.575
05/27/2020	0.056	0.177	0.032	0.143	0.125	0.000	0.000	0.533
05/26/2020	0.060	0.151	0.037	0.117	0.114	0.000	0.000	0.479
05/25/2020	0.063	0.189	0.063	0.157	0.105	0.000	0.026	0.603
05/24/2020	0.067	0.226	0.064	0.166	0.080	0.000	0.027	0.630
05/23/2020	0.063	0.230	0.066	0.193	0.078	0.000	0.027	0.657
05/22/2020	0.042	0.216	0.089	0.145	0.052	0.000	0.033	0.577
05/21/2020	0.099	0.199	0.090	0.137	0.027	0.000	0.043	0.595
05/20/2020	0.101	0.186	0.089	0.135	0.027	0.000	0.043	0.581
05/19/2020	0.075	0.181	0.090	0.096	0.028	0.004	0.035	0.509
05/18/2020	0.125	0.150	0.050	0.127	0.027	0.004	0.028	0.511
05/17/2020	0.123	0.147	0.082	0.115	0.043	0.004	0.029	0.543
05/16/2020	0.114	0.135	0.081	0.119	0.042	0.004	0.033	0.528
05/15/2020	0.103	0.127	0.074	0.117	0.040	0.004	0.033	0.498
05/14/2020	0.138	0.120	0.073	0.111	0.036	0.005	0.037	0.520

Date	1	2	3	4	5	6	7	Total
05/13/2020	0.185	0.171	0.070	0.113	0.011	0.022	0.070	0.642
05/12/2020	0.178	0.225	0.070	0.140	0.011	0.022	0.087	0.733
05/11/2020	0.182	0.222	0.072	0.142	0.011	0.021	0.093	0.743
05/10/2020	0.190	0.190	0.047	0.118	0.040	0.021	0.061	0.667
05/09/2020	0.205	0.143	0.043	0.110	0.037	0.021	0.058	0.617
05/08/2020	0.216	0.120	0.068	0.086	0.037	0.021	0.055	0.603
05/07/2020	0.209	0.118	0.076	0.085	0.038	0.023	0.053	0.602
05/06/2020	0.194	0.115	0.094	0.086	0.039	0.024	0.053	0.605
05/05/2020	0.204	0.141	0.092	0.080	0.037	0.022	0.049	0.625
05/04/2020	0.223	0.136	0.087	0.145	0.035	0.016	0.052	0.694
05/03/2020	0.197	0.147	0.092	0.127	0.039	0.016	0.063	0.681
05/02/2020	0.188	0.123	0.084	0.111	0.026	0.042	0.053	0.627
05/01/2020	0.247	0.150	0.096	0.100	0.024	0.041	0.047	0.705
04/30/2020	0.253	0.198	0.107	0.098	0.022	0.039	0.054	0.771
04/29/2020	0.235	0.190	0.138	0.091	0.021	0.060	0.053	0.788
04/28/2020	0.175	0.131	0.132	0.086	0.019	0.042	0.030	0.615
04/27/2020	0.158	0.116	0.145	0.073	0.019	0.041	0.000	0.552
04/26/2020	0.158	0.119	0.152	0.074	0.019	0.042	0.000	0.564
04/25/2020	0.167	0.106	0.188	0.069	0.000	0.040	0.015	0.585
04/24/2020	0.182	0.109	0.193	0.070	0.000	0.042	0.015	0.611
04/23/2020	0.174	0.112	0.178	0.073	0.000	0.042	0.015	0.594
04/22/2020	0.179	0.119	0.164	0.079	0.000	0.045	0.015	0.601
04/21/2020	0.167	0.124	0.148	0.058	0.000	0.046	0.014	0.557
04/20/2020	0.154	0.095	0.147	0.056	0.000	0.069	0.015	0.536
04/19/2020	0.179	0.121	0.153	0.048	0.022	0.072	0.032	0.627
04/18/2020	0.173	0.119	0.150	0.047	0.021	0.068	0.031	0.609
04/17/2020	0.208	0.126	0.131	0.050	0.022	0.051	0.036	0.624
04/16/2020	0.185	0.103	0.155	0.054	0.023	0.055	0.040	0.615
04/15/2020	0.185	0.039	0.144	0.070	0.025	0.059	0.042	0.564
04/14/2020	0.192	0.045	0.127	0.077	0.030	0.030	0.046	0.547
04/13/2020	0.215	0.054	0.149	0.085	0.039	0.039	0.049	0.630
04/12/2020	0.254	0.042	0.152	0.080	0.042	0.042	0.054	0.666
04/11/2020	0.235	0.045	0.153	0.083	0.045	0.045	0.036	0.642
04/10/2020	0.233	0.045	0.027	0.094	0.045	0.045	0.041	0.530
04/09/2020	0.279	0.046	0.027	0.100	0.046	0.046	0.043	0.587
04/08/2020	0.275	0.056	0.038	0.121	0.056	0.056	0.065	0.667
04/07/2020	0.282	0.057	0.040	0.126	0.057	0.057	0.069	0.688
04/06/2020	0.312	0.063	0.042	0.126	0.063	0.063	0.082	0.751
04/05/2020	0.350	0.071	0.056	0.139	0.071	0.000	0.081	0.768
04/04/2020	0.162	0.000	0.060	0.062	0.000	0.000	0.000	0.284
04/03/2020	0.168	0.000	0.076	0.078	0.000	0.000	0.000	0.322
04/02/2020	0.108	0.000	0.120	0.100	0.000	0.000	0.000	0.328
04/01/2020	0.000	0.000	0.000	0.141	0.000	0.000	0.000	0.141
03/31/2020	0.000	0.000	0.000	0.000	0.000	0.000	0.000	0.000
03/30/2020	0.000	0.000	0.000	0.000	0.000	0.000	0.000	0.000
03/29/2020	0.000	0.000	0.000	0.000	0.000	0.000	0.000	0.000
03/28/2020	0.000	0.000	0.000	0.000	0.000	0.000	0.000	0.000
03/27/2020	0.000	0.000	0.000	0.000	0.000	0.000	0.000	0.000
03/26/2020	0.000	0.000	0.000	0.000	0.000	0.000	0.000	0.000
03/25/2020	0.000	0.000	0.000	0.000	0.000	0.000	0.000	0.000
03/24/2020	0.000	0.000	0.000	0.000	0.000	0.000	0.000	0.000
03/23/2020	0.000	0.000	0.000	0.000	0.000	0.000	0.000	0.000
03/22/2020	0.000	0.000	0.000	0.000	0.000	0.000	0.000	0.000
03/21/2020	0.000	0.000	0.000	0.000	0.000	0.000	0.000	0.000
03/20/2020	0.000	0.000	0.000	0.000	0.000	0.000	0.000	0.000
03/19/2020	0.000	0.000	0.000	0.000	0.000	0.000	0.000	0.000
03/18/2020	0.000	0.000	0.000	0.000	0.000	0.000	0.000	0.000
03/17/2020	0.000	0.000	0.000	0.000	0.000	0.000	0.000	0.000

Date	1	2	3	4	5	6	7	Total
03/16/2020	0.000	0.000	0.000	0.000	0.000	0.000	0.000	0.000

Which of the following is applicable for you or the main wage earner of your family since the lockdown has been implemented?

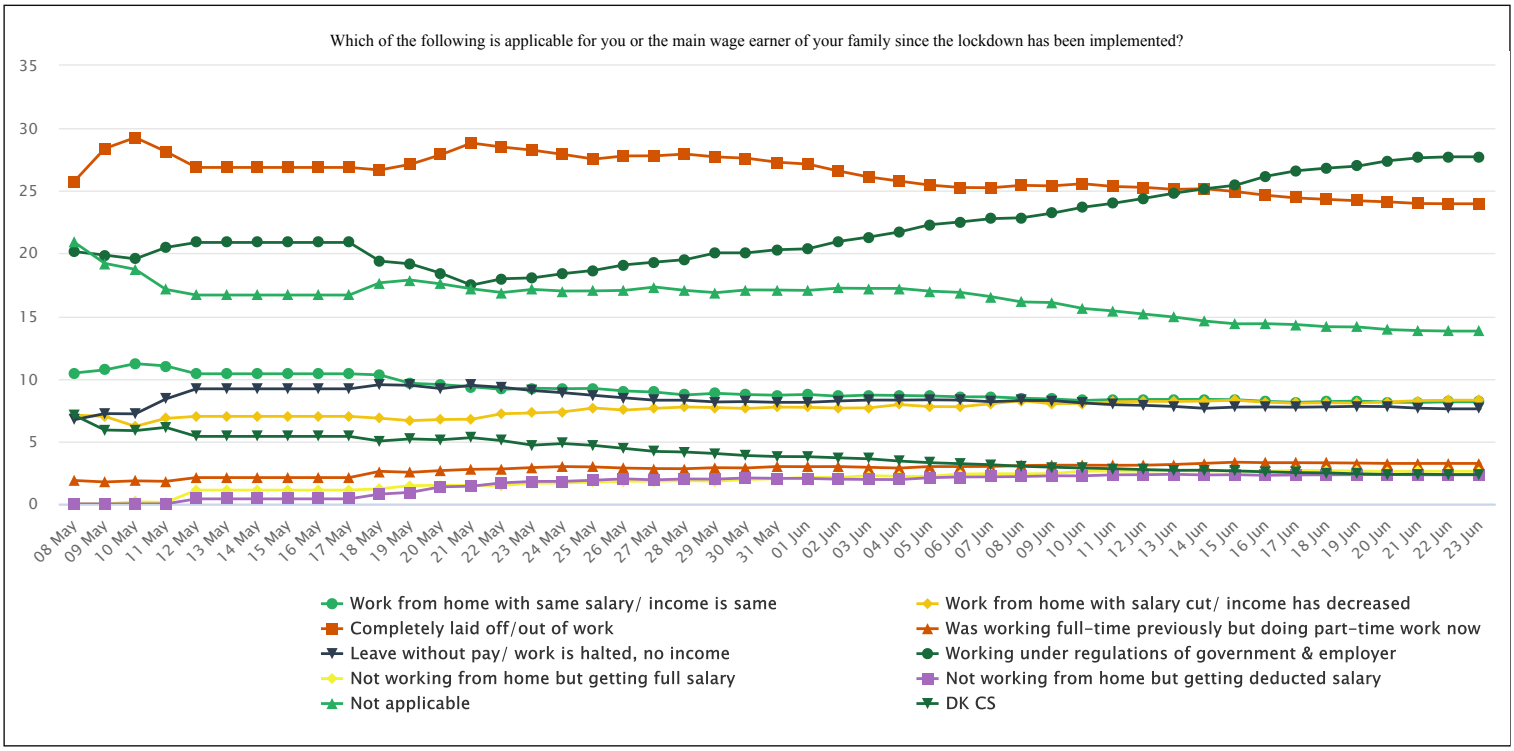

Which of the following is applicable for you or the main wage earner of your family since the lockdown has been implemented?

Date	Work from home with same salary/ income is same	Work from home with salary cut/ income has decreased	Completely laid off/out of work	Was working full-time previously but doing part-time work now	Leave without pay/ work is halted, no income	Working under regulations of government & employer	Not working from home but getting full salary	Not working from home but getting deducted salary	Not applicable	Don't know/Can't say	Total
06/23/2020	8.15	8.28	23.97	3.23	7.59	27.72	2.60	2.32	13.80	2.34	100%
06/22/2020	8.15	8.28	23.97	3.23	7.59	27.72	2.60	2.32	13.80	2.34	100%
06/21/2020	8.10	8.25	23.99	3.23	7.64	27.64	2.61	2.32	13.84	2.37	100%
06/20/2020	8.13	8.14	24.12	3.23	7.77	27.41	2.59	2.34	13.92	2.35	100%
06/19/2020	8.21	8.05	24.21	3.26	7.79	26.98	2.63	2.33	14.13	2.40	100%
06/18/2020	8.17	8.08	24.32	3.28	7.75	26.82	2.66	2.32	14.15	2.47	100%
06/17/2020	8.11	8.04	24.43	3.29	7.72	26.61	2.67	2.31	14.32	2.50	100%
06/16/2020	8.19	8.12	24.65	3.29	7.74	26.17	2.60	2.28	14.39	2.56	100%
06/15/2020	8.32	8.27	24.94	3.33	7.73	25.45	2.63	2.33	14.38	2.63	100%
06/14/2020	8.35	8.21	25.17	3.24	7.63	25.17	2.63	2.31	14.60	2.69	100%
06/13/2020	8.34	8.18	25.12	3.15	7.78	24.82	2.65	2.36	14.92	2.68	100%
06/12/2020	8.34	8.19	25.28	3.09	7.87	24.40	2.61	2.33	15.16	2.74	100%
06/11/2020	8.33	8.15	25.35	3.08	7.92	24.01	2.62	2.32	15.41	2.81	100%
06/10/2020	8.26	8.03	25.57	3.09	8.06	23.69	2.61	2.24	15.61	2.86	100%
06/09/2020	8.38	7.99	25.40	3.09	8.25	23.22	2.42	2.24	16.08	2.93	100%
06/08/2020	8.44	8.24	25.44	3.06	8.26	22.85	2.40	2.18	16.13	3.00	100%
06/07/2020	8.55	8.00	25.25	2.99	8.16	22.78	2.41	2.16	16.55	3.13	100%
06/06/2020	8.55	7.76	25.27	2.98	8.29	22.52	2.38	2.15	16.89	3.21	100%
06/05/2020	8.62	7.77	25.46	2.98	8.31	22.30	2.20	2.09	16.99	3.29	100%
06/04/2020	8.66	7.93	25.78	2.86	8.29	21.72	2.20	1.94	17.21	3.42	100%
06/03/2020	8.69	7.67	26.11	2.92	8.29	21.31	2.25	1.95	17.21	3.60	100%
06/02/2020	8.60	7.65	26.59	2.98	8.22	20.96	2.11	1.97	17.23	3.68	100%
06/01/2020	8.74	7.71	27.14	2.97	8.11	20.37	2.11	2.03	17.05	3.77	100%
05/31/2020	8.68	7.73	27.29	2.98	8.11	20.30	2.01	2.04	17.08	3.78	100%
05/30/2020	8.73	7.62	27.61	2.87	8.17	20.05	1.94	2.07	17.09	3.86	100%
05/29/2020	8.83	7.69	27.71	2.89	8.14	20.05	1.82	1.98	16.87	4.02	100%
05/28/2020	8.70	7.74	27.94	2.81	8.28	19.51	1.85	1.99	17.05	4.14	100%
05/27/2020	8.93	7.63	27.80	2.82	8.28	19.31	1.81	1.92	17.32	4.19	100%
05/26/2020	9.02	7.49	27.79	2.86	8.47	19.09	1.80	2.00	17.05	4.43	100%
05/25/2020	9.22	7.66	27.54	2.95	8.67	18.65	1.73	1.89	17.01	4.67	100%
05/24/2020	9.20	7.35	27.91	2.98	8.88	18.39	1.67	1.80	17.00	4.82	100%
05/23/2020	9.24	7.26	28.25	2.90	9.05	18.05	1.64	1.79	17.13	4.69	100%
05/22/2020	9.15	7.20	28.50	2.79	9.31	17.98	1.47	1.68	16.88	5.05	100%
05/21/2020	9.35	6.76	28.82	2.76	9.47	17.47	1.47	1.41	17.18	5.29	100%
05/20/2020	9.53	6.74	27.89	2.66	9.21	18.42	1.49	1.36	17.57	5.12	100%
05/19/2020	9.63	6.65	27.12	2.52	9.47	19.17	1.45	0.92	17.88	5.19	100%
05/18/2020	10.30	6.84	26.67	2.60	9.52	19.39	1.21	0.78	17.66	5.02	100%
05/17/2020	10.39	6.99	26.87	2.10	9.19	20.88	1.10	0.40	16.68	5.39	100%
05/16/2020	10.39	6.99	26.87	2.10	9.19	20.88	1.10	0.40	16.68	5.39	100%
05/15/2020	10.39	6.99	26.87	2.10	9.19	20.88	1.10	0.40	16.68	5.39	100%
05/14/2020	10.39	6.99	26.87	2.10	9.19	20.88	1.10	0.40	16.68	5.39	100%
05/13/2020	10.39	6.99	26.87	2.10	9.19	20.88	1.10	0.40	16.68	5.39	100%
05/12/2020	10.39	6.99	26.87	2.10	9.19	20.88	1.10	0.40	16.68	5.39	100%
05/11/2020	11.02	6.83	28.14	1.80	8.38	20.48	0.12	0.00	17.13	6.11	100%
05/10/2020	11.20	6.19	29.26	1.84	7.19	19.57	0.17	0.00	18.73	5.85	100%
05/09/2020	10.70	6.99	28.38	1.75	7.21	19.87	0.00	0.00	19.21	5.90	100%
05/08/2020	10.45	7.09	25.75	1.87	6.72	20.15	0.00	0.00	20.90	7.09	100%

Which of the following is applicable for you or the main wage earner of your family since the lockdown has been eased?

Which of the following is applicable for you or the main wage earner of your family since the lockdown has been eased?

Date	Still working from home with same salary/ income is same	Still working from home with salary cut/ income has decreased	Completely laid off/out of work	Was working full-time previously but doing part-time work now	Leave without pay/ work is halted, no income	Working under regulations and safety measures & income/salary is same	Working under regulations and safety measures & income/salary has decreased	Working under regulations and safety measures & there is no income/salary	Not working from home but getting full salary	Not working from home but getting deducted salary	Not applicable	Don't know/Can't say	Total
07/08/2020	7.40	8.12	22.39	3.29	6.67	26.63	5.36	0.90	2.50	2.19	12.33	2.24	100%
07/07/2020	7.44	8.17	22.47	3.25	6.74	26.74	4.91	0.84	2.51	2.21	12.45	2.27	100%
07/06/2020	7.48	8.21	22.57	3.30	6.74	26.88	4.47	0.79	2.51	2.22	12.55	2.28	100%
07/05/2020	7.54	8.16	22.77	3.24	6.80	26.81	4.17	0.76	2.52	2.23	12.69	2.31	100%
07/04/2020	7.58	8.19	22.87	3.24	6.85	26.73	3.94	0.65	2.50	2.25	12.87	2.33	100%
07/03/2020	7.66	8.25	22.95	3.22	6.95	26.73	3.55	0.60	2.48	2.26	13.01	2.34	100%
07/02/2020	7.66	8.24	23.09	3.19	7.01	26.78	3.27	0.52	2.48	2.27	13.15	2.33	100%
07/01/2020	7.69	8.26	23.11	3.19	7.04	26.82	3.10	0.50	2.47	2.23	13.24	2.34	100%
06/30/2020	7.75	8.29	23.14	3.16	7.08	26.92	2.77	0.50	2.49	2.24	13.31	2.35	100%
06/29/2020	7.81	8.29	23.24	3.14	7.08	26.98	2.47	0.45	2.50	2.24	13.41	2.38	100%
06/28/2020	7.88	8.34	23.33	3.15	7.19	27.03	2.13	0.38	2.52	2.23	13.46	2.36	100%
06/27/2020	7.92	8.34	23.33	3.17	7.25	27.09	1.90	0.33	2.50	2.23	13.61	2.33	100%
06/26/2020	8.00	8.31	23.62	3.15	7.40	27.21	1.21	0.26	2.53	2.28	13.71	2.31	100%
06/25/2020	8.08	8.33	23.87	3.18	7.50	27.48	0.36	0.16	2.58	2.29	13.83	2.34	100%
06/24/2020	8.11	8.26	23.94	3.22	7.59	27.69	0.11	0.04	2.59	2.31	13.78	2.37	100%

Has anyone in your family or surroundings been infected from Corona Virus?

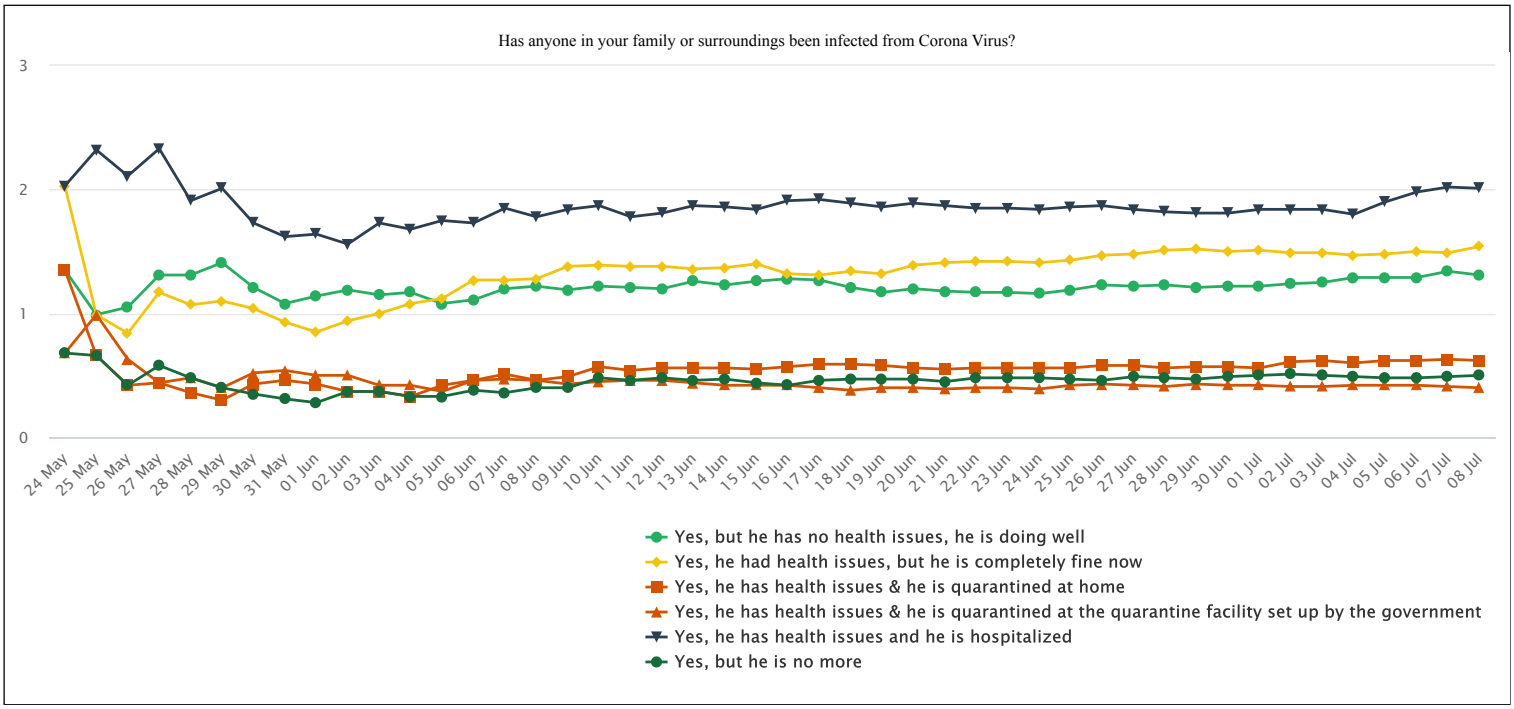

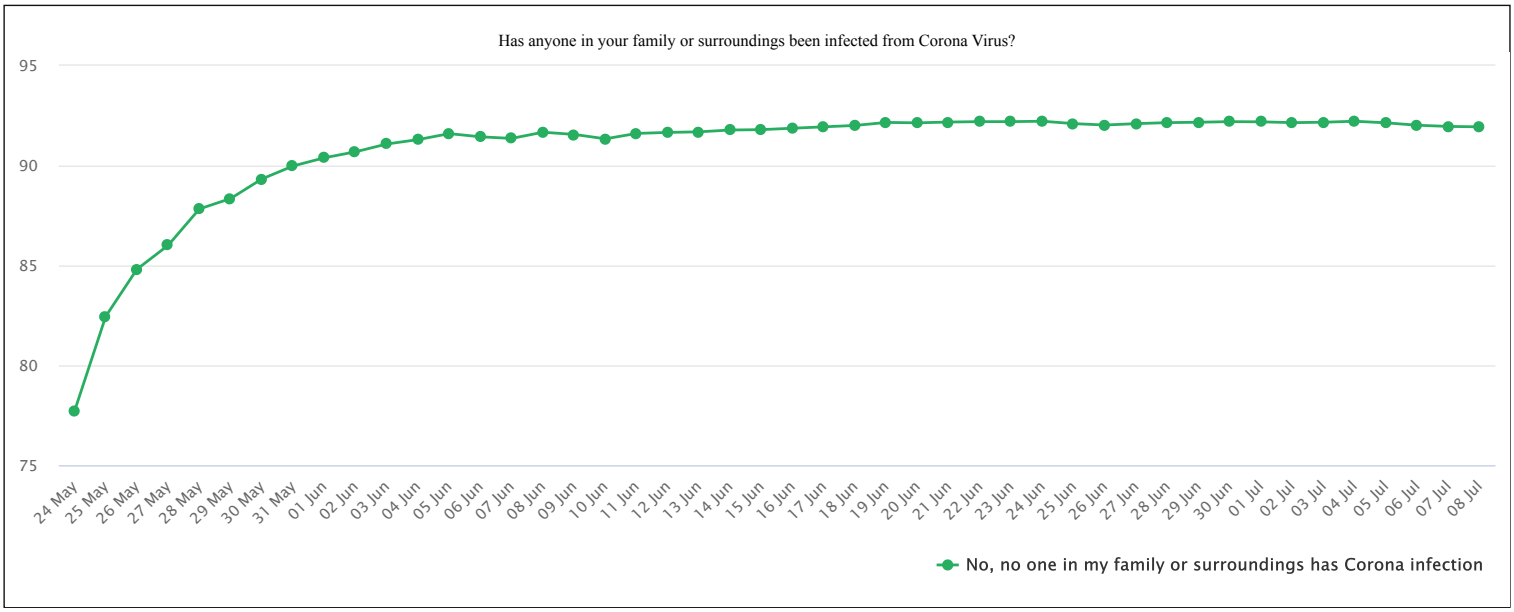

Has anyone in your family or surroundings been infected from Corona Virus?

Date	Yes, but he has no health issues, he is doing well	Yes, he had health issues, but he is completely fine now	Yes, he has health issues & he is quarantined at home	Yes, he has health issues & he is quarantined at the quarantine facility set up by the government	Yes, he has health issues and he is hospitalized	Yes, but he is no more	No, no one in my family or surroundings has Corona infection	Don't know/Can't say	Total
07/08/2020	1.31	1.54	0.62	0.40	2.01	0.50	91.94	1.68	100%
07/07/2020	1.34	1.49	0.63	0.41	2.02	0.49	91.96	1.66	100%
07/06/2020	1.29	1.50	0.62	0.42	1.98	0.48	92.02	1.69	100%
07/05/2020	1.29	1.48	0.62	0.42	1.90	0.48	92.14	1.68	100%
07/04/2020	1.29	1.47	0.60	0.42	1.80	0.49	92.22	1.71	100%
07/03/2020	1.25	1.49	0.62	0.41	1.84	0.50	92.17	1.73	100%
07/02/2020	1.24	1.49	0.61	0.41	1.84	0.51	92.15	1.76	100%
07/01/2020	1.22	1.51	0.56	0.42	1.84	0.50	92.19	1.76	100%
06/30/2020	1.22	1.50	0.57	0.42	1.81	0.49	92.20	1.78	100%
06/29/2020	1.21	1.52	0.57	0.43	1.81	0.47	92.17	1.81	100%
06/28/2020	1.23	1.51	0.56	0.41	1.82	0.48	92.15	1.83	100%
06/27/2020	1.22	1.48	0.58	0.42	1.84	0.49	92.10	1.87	100%
06/26/2020	1.23	1.47	0.58	0.43	1.87	0.46	92.03	1.92	100%
06/25/2020	1.19	1.43	0.56	0.42	1.86	0.47	92.10	1.97	100%
06/24/2020	1.16	1.41	0.56	0.39	1.84	0.48	92.22	1.94	100%
06/23/2020	1.17	1.42	0.56	0.40	1.85	0.48	92.20	1.93	100%
06/22/2020	1.17	1.42	0.56	0.40	1.85	0.48	92.20	1.93	100%
06/21/2020	1.18	1.41	0.55	0.39	1.87	0.45	92.18	1.97	100%
06/20/2020	1.20	1.39	0.56	0.40	1.89	0.47	92.14	1.96	100%
06/19/2020	1.17	1.32	0.58	0.40	1.86	0.47	92.16	2.04	100%
06/18/2020	1.21	1.34	0.59	0.38	1.89	0.47	92.01	2.10	100%
06/17/2020	1.27	1.31	0.59	0.40	1.92	0.46	91.94	2.12	100%
06/16/2020	1.28	1.32	0.57	0.42	1.91	0.42	91.87	2.22	100%
06/15/2020	1.26	1.40	0.55	0.42	1.84	0.44	91.80	2.28	100%
06/14/2020	1.23	1.37	0.56	0.42	1.86	0.47	91.78	2.30	100%
06/13/2020	1.26	1.36	0.56	0.44	1.87	0.46	91.69	2.38	100%
06/12/2020	1.20	1.38	0.56	0.46	1.81	0.48	91.66	2.45	100%
06/11/2020	1.21	1.38	0.54	0.46	1.78	0.46	91.61	2.56	100%
06/10/2020	1.22	1.39	0.57	0.45	1.87	0.48	91.34	2.69	100%
06/09/2020	1.19	1.38	0.49	0.43	1.84	0.40	91.56	2.72	100%
06/08/2020	1.22	1.28	0.46	0.46	1.78	0.40	91.67	2.73	100%
06/07/2020	1.20	1.27	0.51	0.47	1.85	0.36	91.36	2.98	100%
06/06/2020	1.11	1.27	0.46	0.46	1.73	0.38	91.44	3.15	100%
06/05/2020	1.08	1.12	0.42	0.37	1.75	0.33	91.60	3.33	100%
06/04/2020	1.17	1.08	0.33	0.42	1.68	0.33	91.30	3.69	100%
06/03/2020	1.15	1.00	0.37	0.42	1.73	0.37	91.08	3.88	100%
06/02/2020	1.19	0.94	0.37	0.50	1.56	0.37	90.69	4.37	100%
06/01/2020	1.14	0.85	0.43	0.50	1.64	0.28	90.39	4.77	100%
05/31/2020	1.08	0.93	0.46	0.54	1.62	0.31	89.98	5.09	100%
05/30/2020	1.21	1.04	0.43	0.52	1.73	0.35	89.33	5.38	100%
05/29/2020	1.41	1.10	0.30	0.40	2.01	0.40	88.35	6.02	100%
05/28/2020	1.31	1.07	0.36	0.48	1.91	0.48	87.83	6.56	100%
05/27/2020	1.31	1.17	0.44	0.44	2.33	0.58	86.01	7.73	100%
05/26/2020	1.05	0.84	0.42	0.63	2.11	0.42	84.81	9.70	100%
05/25/2020	0.99	0.99	0.66	0.99	2.32	0.66	82.45	10.93	100%
05/24/2020	1.35	2.03	1.35	0.68	2.03	0.68	77.70	14.19	100%